

TM 11-6625-658-40P

TECHNICAL MANUAL
GENERAL SUPPORT MAINTENANCE
REPAIR PARTS AND SPECIAL TOOLS LISTS
(INCLUDING DEPOT MAINTENANCE REPAIR
PARTS AND SPECIAL TOOLS)
FOR
TEST SET,
MODULATOR AN/GRM-64
(NSN 6625-00-089-4327)

HEADQUARTERS, DEPARTMENT OF THE ARMY
DECEMBER 1976

TECHNICAL MANUAL
No. 11-6625-658-40P

HEADQUARTERS
DEPARTMENT OF THE ARMY
WASHINGTON, DC, 31 December 1976

**GENERAL SUPPORT MAINTENANCE
REPAIR PARTS AND SPECIAL TOOLS LISTS
(INCLUDING DEPOT MAINTENANCE REPAIR PARTS AND SPECIAL TOOLS
FOR
TEST SET, MODULATOR AN/GRM-64**

(NSN 6625-00-009-4327)

Current as of 24 August 1976

REPORTING OF ERRORS

You can improve this manual by recommending improvements using DA Form 2028-2 (Text) located in the back of the manual. Simply tear out the self-addressed form, fill it out as shown on the sample, fold it where shown, drop it in the mail.

If there are no blank DA Form 2028-2 (Text) in the back of your manual, use the standard DA Form 2025 (Recommended Changes to Publications and Blank Forms) and forward to the commander, US Army Electronics Command, ATTN: DRSPH-MA-C, Fort Monmouth, New Jersey 07703.

In either case a reply will be furnished direct to you.

Table of Contents

Section		Page	Illus Figure
	I. Introduction	1	
	II. Repair parts list	5	
Group	00 Test Set, Modulator AN/GRM-64	5	1
	01 Test Set, Modulator TS-2128/GRM-64	7	2 -3
	0101 Baseband Assembly (3A1)	11	4 -6
	010101 Mixer Simulator (3A1Z2)	17	7
	0102 Transmitter, modulator assembly (3A2)	19	8 -9
	0103 Receiver, first intermediate frequency (3A3)	25	10
	0104 Receiver assembly, second intermediate frequency (3A4)	29	11 -13
	0105 Power Supply (3A5)	37	14 -18
Section	III. Special tools list (Not Applicable)		
	IV. National stock number index	46	

This manual supersedes so much of TM 11-6625-658-45, 8 October 1968, as pertains to repair parts not special tacky lists.

SECTION I

INTRODUCTION

1. Scope

This manual lists repair parts and special tools required for performance of general support maintenance of the AN/GRM-64.

2. General

This Repair Parts and Special Tools List is divided into the following sections:

a. Section II. Repair Parts List. A list of repair parts authorized for use in the performance of maintenance. The list also includes parts which must be removed for replacement of the authorized parts. Parts lists are composed of functional groups in ascending numerical sequence, with the parts in each group listed in figure and item number sequence.

b. Section III. Special Tools List. Not applicable.

c. Section IV. National Stock Number and Part Number Index. A list, in ascending National item identification number (NIIN, last 9 digits) sequence, of all National stock numbers appearing in the listings, followed by a list, in alphabetic sequence, of all part numbers appearing in the listings. National stock number and part numbers are cross-referenced to each illustration figure and item number appearance.

3. Explanation of Columns

The following provides an explanation of columns found in the tabular listings:

a. Illustration. This column is divided as follows:

(1) *Figure number.* Indicates the figure number of the illustration in which the item is shown.

(2) *Item number.* The number used to identify each item called out in the illustration.

b. Source, Maintenance, and Recoverability Codes (SMR).

(1) *Source code.* Source codes are assigned to support items to indicate the manner of acquiring support items for maintenance, repair, or overhaul of end items. Source codes are entered in the first and second positions of the Uniform SMR Code format as follows:

Code	Definition
PA	Item procured and stocked for anticipated or known usage.

Code	Definition
XA	Item is not procured or stocked because requirements for the item will result in replacement of the next higher assembly.
XD	A support item that is not stocked. If required, item will be procured through normal supply channels.

NOTE

Cannibalization or salvage may be used as a source of supply for any items source coded above except those coded XA, XD and aircraft support items as restricted by AR 700-42.

(2) *Maintenance code.* Maintenance code assigned to indicate the levels of maintenance authorized to USE and REPAIR support item. The maintenance codes are entered in the third and fourth positions of the Uniform SMR Code format as follows:

(a) The maintenance code entered in third position will indicate the lowest maintenance level authorized to remove, replace, and use support item. The maintenance code entered in third position will indicate one of the following levels of maintenance:

Code	Application/Explanation
O	Support item is removed, replaced, used at organizational level.
H	Support item is removed, replaced, used at general support level.

(b) The maintenance code entered in fourth position indicates whether the item is repaired and identifies the lowest maintenance with the capability to perform complete repair (all authorized maintenance functions). position will contain one of the following maintenance codes:

Code	Application/Explanation
H	The lowest maintenance level capable of complete repair of the support item is general support level.
Z	Nonreparable. No repair is authorized.

(3) *Recoverability code.* Recoverability codes are assigned to support items to indicate disposition action on unserviceable items. recoverability code is entered in the fifth position of the Uniform SMR Code format as follows:

Recoverability codes

Definition

Z--Nonreparable item. When unserviceable, condemn and dispose at the level indicated in position 3.

R--Reparable item. When uneconomically repairable, condemn and dispose at the general support level.

c. National Stock Number. Indicates the National stock number assigned to the item and will be used for requisitioning purposes.

d. Part Number. Indicates the primary number used by the manufacturer (individual, company, firm, corporation, or Government activity), which controls the design and characteristics of the item by means of its engineering drawings, specifications standards, and inspection requirements, to identify an item or range of items.

NOTE

When a stock numbered item is requisitioned, the repair part received may have a different part number than the part being replaced.

c. Federal Supply Code for Manufacturer (FSCM). The FSCM is a 5-digit numeric code listed in SB 708-42 which is used to identify the manufacturer, distributor, or Government agency, etc.

f. Description. Indicates the Federal item name and, if required, a minimum description to identify the item.

g. Unit of Measure (U/M). Indicates the standard of the basic quantity of the listed item as used in performing the actual maintenance function. This measure is expressed by a two-character alphabetical abbreviation (e.g., ea, in, pr, etc.). When the unit of measure differs from the unit of issue, the lowest unit of issue that will satisfy the required units of measure will be requisitioned.

h. Quantity Incorporated in Unit. Indicates the quantity of the item used in the breakout shown on the illustration figure, which is prepared for a

functional group, subfunctional group, or an assembly.

4. Special Information

The following publications pertain the AN/GRM-64 and its components:

TM 11-6625-658-12, Test Set, Modulator AN/GRM-64

TM 11-6625-658-45, Test Set, Modulator AN/GRM-64

TM 11-6625-658-20P, Test Set, Modulator AN/GRM-64

5. How to Locate Repair Parts

a. When National stock number or part number is unknown.

(1) *First.* Using the tables of contents, determine the functional group within which the repair part belongs. This is necessary since illustrations are prepared for functional groups and listings are divided into the same groups.

(2) *Second.* Find the illustration covering the functional group to which the repair part belongs.

(3) *Third.* Identify the repair part on the illustration and note the illustration figure and item number of the repair part.

(4) *Fourth.* Using the Repair Parts Listing, find the figure and item number noted on the illustration.

b. When National stock number or part number is known.

(1) *First.* Using the Index of National Stock Numbers and Part Numbers, find the pertinent National stock number or part number. This index is in ascending NIIN sequence followed by a list of part numbers in ascending alphameric sequence, cross-referenced to the illustration figure number and item number.

(2) *Second.* After finding the figure and item number, locate the figure and item number in the repair parts list.

6. Abbreviations

Not applicable.

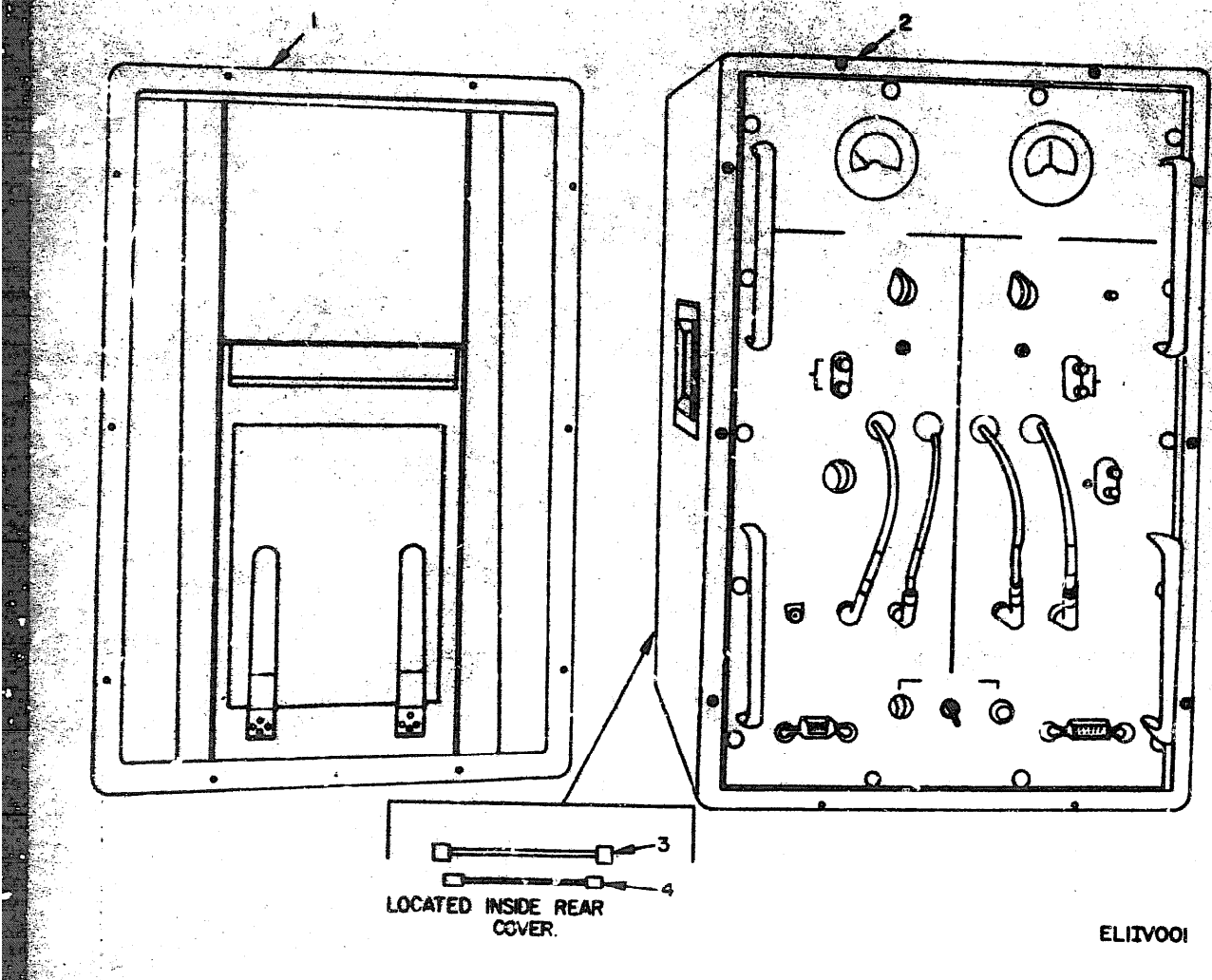


Figure 1. Test Set Modulator AN/GRM-64.

Section II

TM 11-6625-658-40P

QTY	UNIT	NATIONAL STOCK NUMBER	PART NUMBER	PCRN	DESCRIPTION	UIC	UIC
						USABLE ON CODE	UIC
GROUP 00 TEST SET, MODULATOR ANGRM-64							
1	EA	6625-00-935-1475	0W9530RM64	80058	COVER, TEST SET	EA	1
1	EA		TS21230RM64	80058	TEST SET, MODULATOR	EA	1
1	EA	6625-00-935-2612	00-3435/0 2 FEET 2 INCHES	80058	CABLE ASSEMBLY, RADIO FREQUENCY	EA	1
1	EA	6625-00-935-2509	00-3435/0 1 FOOT 1 1/2 INCHES	80058	CABLE ASSEMBLY, RADIO FREQUENCY	EA	1

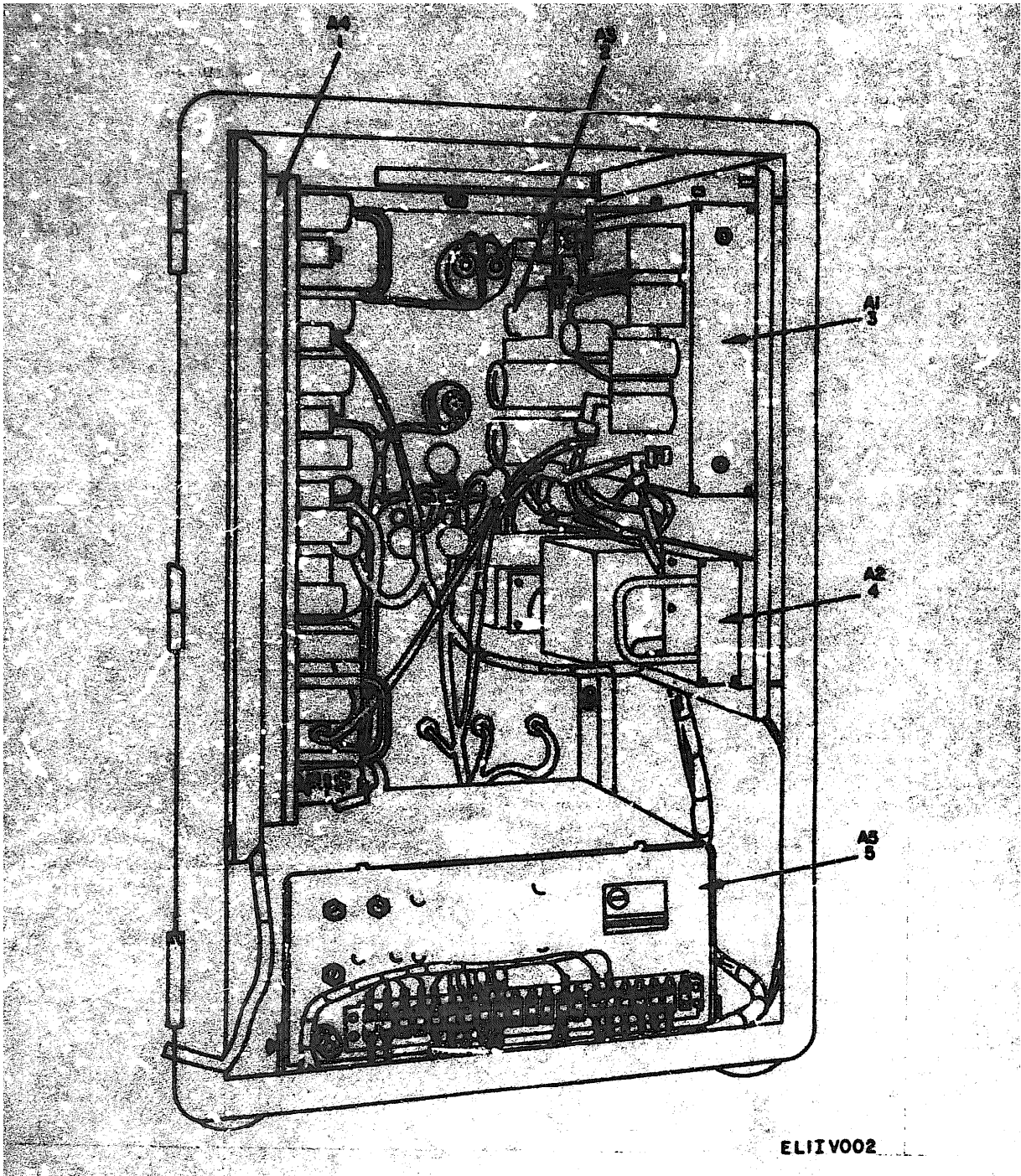


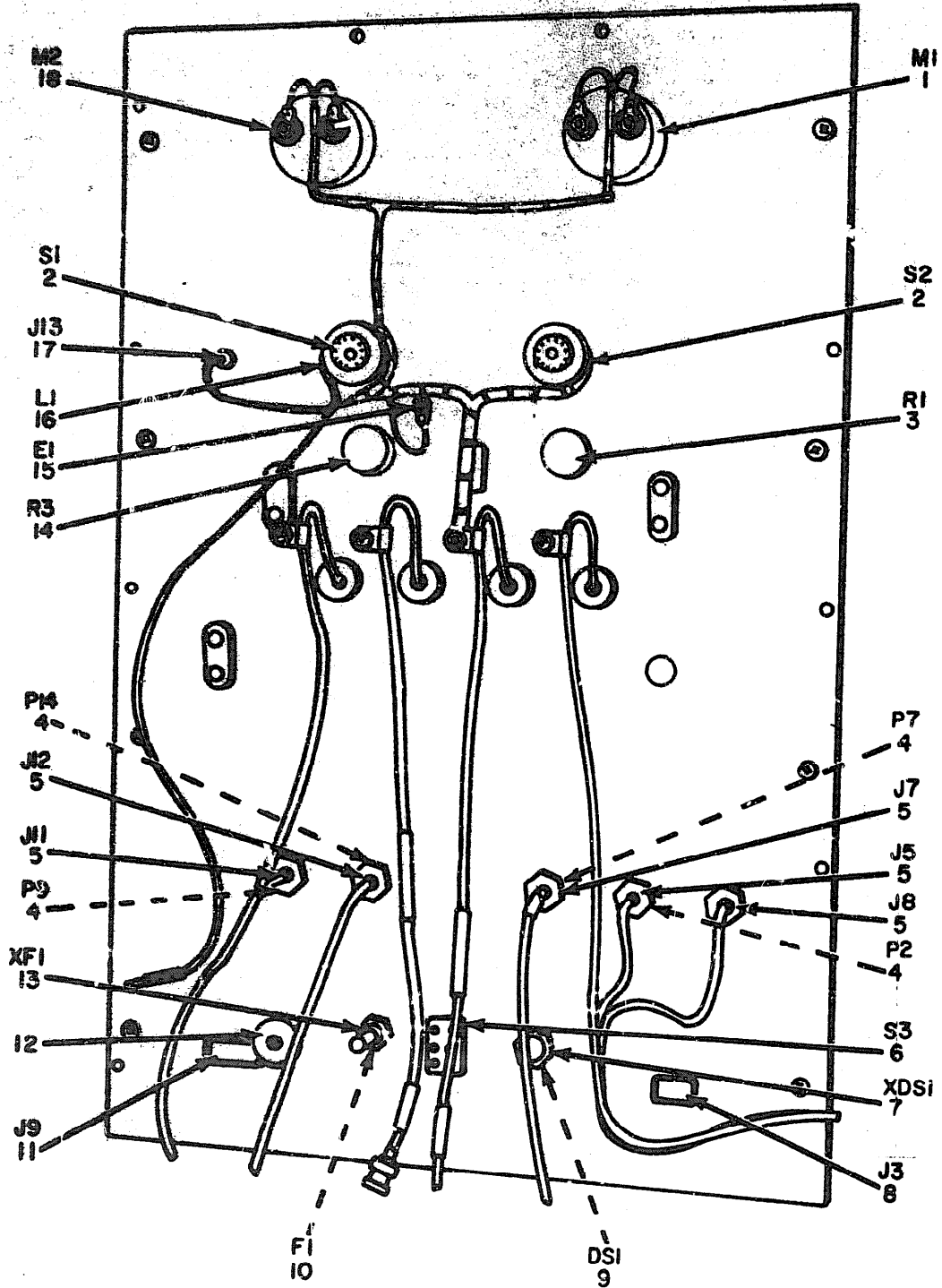
Figure 2. Test Set, Modulator TS-2123/GRM-64.

SECTION II

TM 11-4615-656-45P

QUANTITY		UNIT	NATIONAL STOCK NUMBER	PART NUMBER	FORM	DESCRIPTION	USABLE ON CODE	UVA
REQ	STOCK NO.							
GROUP 01 TEST SET, MODULATOR TS 2123/GRM-64								
2	1	REGRM	6020-00-989-7400	60200910	60043	RECEIVER ASSEMBLY, SECOND INTERMEDIATE FREQUENCY	EA	1
2	3	REGRM	5020-00951-3912	502002400	60063	RECEIVER, FIRST INTERMEDIATE FREQUENCY	EA	1
2	2	REGRM		600700-501	40071	BANDPASS ASSEMBLY	EA	1
2	4	REGRM	5920-00-409-0198	592001200	60063	TRANSMITTER, MODULATOR ASSEMBLY	EA	1
2	2	REGRM		PC9020	14920	POWER SUPPLY	EA	1

LINE NO	QUANTITY	UNIT	PART NUMBER	DESCRIPTION	USABLE QTY CODE	UAG	QTY BY UNIT
1	1	EA	6625-00-620-7625	LINE NUMBER	01340	EA	1
2	1	EA	6625-00-620-7625	OUTPUT, VARIABLE	01340	EA	2
3	1	EA	5905-00-552-5478	RESPONSE, VARIABLE	01340	EA	1
4	1	EA	5935-00-050-1559	CONNECTION, WIRE, ELECTRICAL	00779	EA	4
5	1	EA	5935-00-050-1559	CONNECTION, WIRE, ELECTRICAL	00779	EA	5
6	1	EA	5930-00-655-1575	CONNECTION, WIRE, ELECTRICAL	00779	EA	1
7	1	EA	5210-00-062-4515	CONNECTION, WIRE, ELECTRICAL	72039	EA	1
8	1	EA	5935-00-648-3297	CONNECTION, WIRE, ELECTRICAL	00779	EA	1
9	1	EA	6210-00-682-3411	CONNECTION, WIRE, ELECTRICAL	21495	EA	1
10	1	EA	5920-00-224-6787	CONNECTION, WIRE, ELECTRICAL	01349	EA	1
11	1	EA	5920-00-224-6787	CONNECTION, WIRE, ELECTRICAL	00660	EA	1
12	1	EA	5920-00-224-6787	CONNECTION, WIRE, ELECTRICAL	00660	EA	1
13	1	EA	5920-00-658-9311	CONNECTION, WIRE, ELECTRICAL	49991	EA	1
14	1	EA	5905-00-673-5626	CONNECTION, WIRE, ELECTRICAL	71405	EA	1
15	1	EA	5905-00-673-5626	CONNECTION, WIRE, ELECTRICAL	01340	EA	1
16	1	EA	5905-00-673-5626	CONNECTION, WIRE, ELECTRICAL	635-5	EA	2
17	1	EA	5935-00-570-3409	CONNECTION, WIRE, ELECTRICAL	00223	EA	1
18	1	EA	6625-00-555-2946	CONNECTION, WIRE, ELECTRICAL	00696	EA	1
19	1	EA	6625-00-555-2946	CONNECTION, WIRE, ELECTRICAL	01349	EA	1



ELIIV003

Figure 3. Test Set, Modulator TS-2123/GRM/64, Front Panel, Rear.

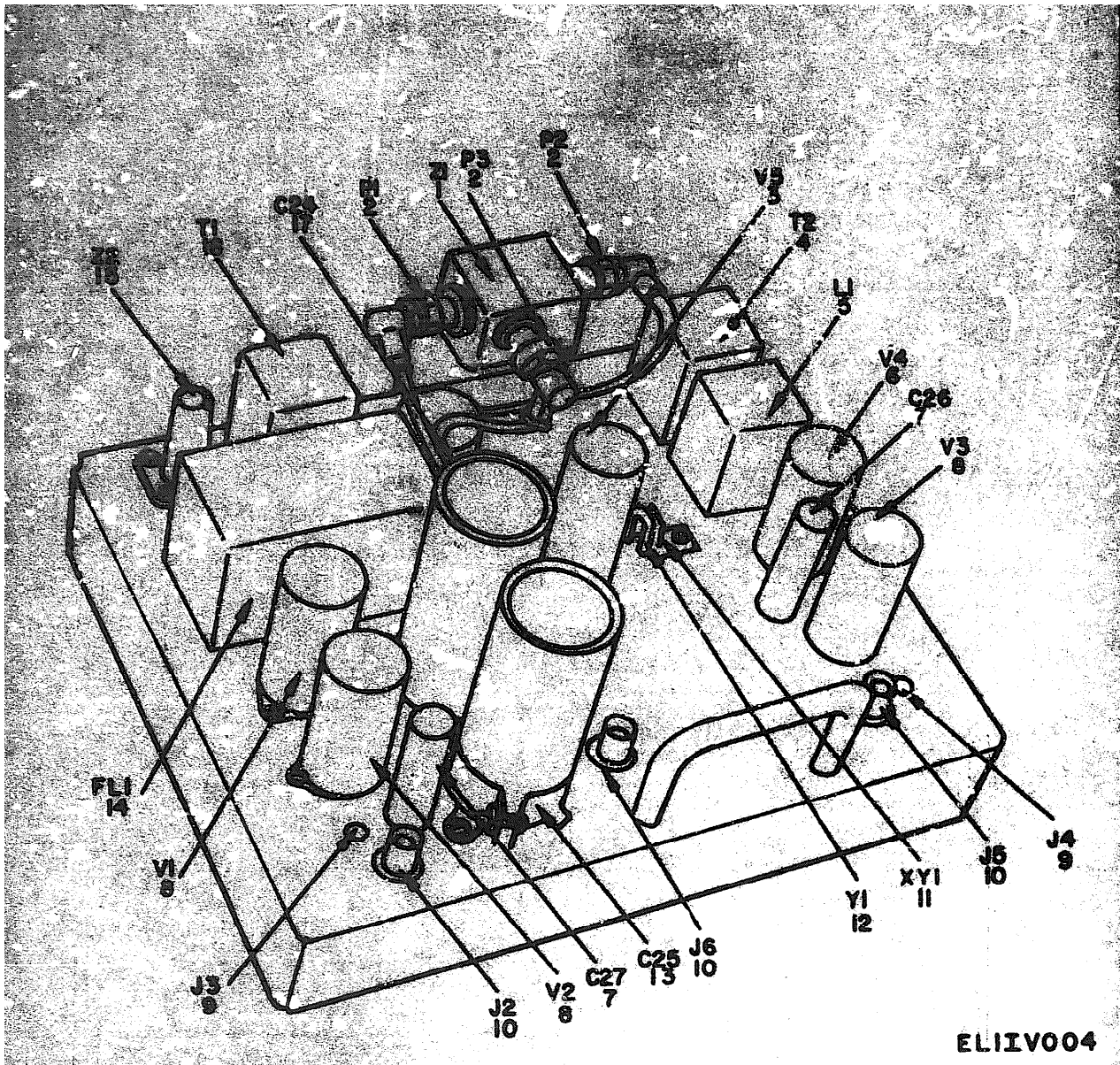


Figure 4. Baseband Assembly (3A1).

SECTION II

TM 11-6625-658-40P

(1) LINE NO.	(2) QUANTITY	(3) UNIT	(4) NATIONAL STOCK NUMBER	(5) PART NUMBER	(6) DESCRIPTION	(7) USABLE ON CODE	(8) UNIT	(9) QTY IN UNIT
1	1	EA		11894	RESISTOR		EA	1
2	1	EA	5935-00-035-3621	20-011-0000	CONNECTOR, PLUG, ELECTRICAL		EA	3
3	1	EA	5950-00-750-5321	124700	ELECTRON TUBE		EA	1
4	1	EA	5950-00-034-0247	024007	TRANSFORMER, OUTPUT		EA	1
5	1	EA	5220-00-420-7045	000000	RESISTOR		EA	1
6	1	EA	5945-00-077-5870	124700	ELECTRON TUBE		EA	1
7	1	EA	5910-00-207-4206	024007	CAPACITOR, FILM, PAPER		EA	2
8	1	EA	5950-00-150-1564	024007	ELECTRON TUBE		EA	3
9	1	EA	5950-00-095-7649	024007	RESISTOR		EA	2
10	1	EA		000000	RESISTOR, RECEPTACLE, ELECTRICAL		EA	3
11	1	EA	5935-00-070-6470	024007	CRYSTAL SOCKET ASSEMBLY		EA	1
12	1	EA		000000	CRYSTAL UNIT, QUARTZ		EA	1
13	1	EA		024007	CAPACITOR, FILM, ELECTROLYTIC		EA	1
14	1	EA	5925-00-089-4558	024007	FILTER, AUDIO FREQUENCY		EA	1
15	1	EA		024007	OTHER SHEATHING		EA	1
16	1	EA	5950-00-606-7077	024007	TRANSFORMER, INPUT		EA	1
17	1	EA		024007	CAPACITOR, FILM, ELECTROLYTIC		EA	1

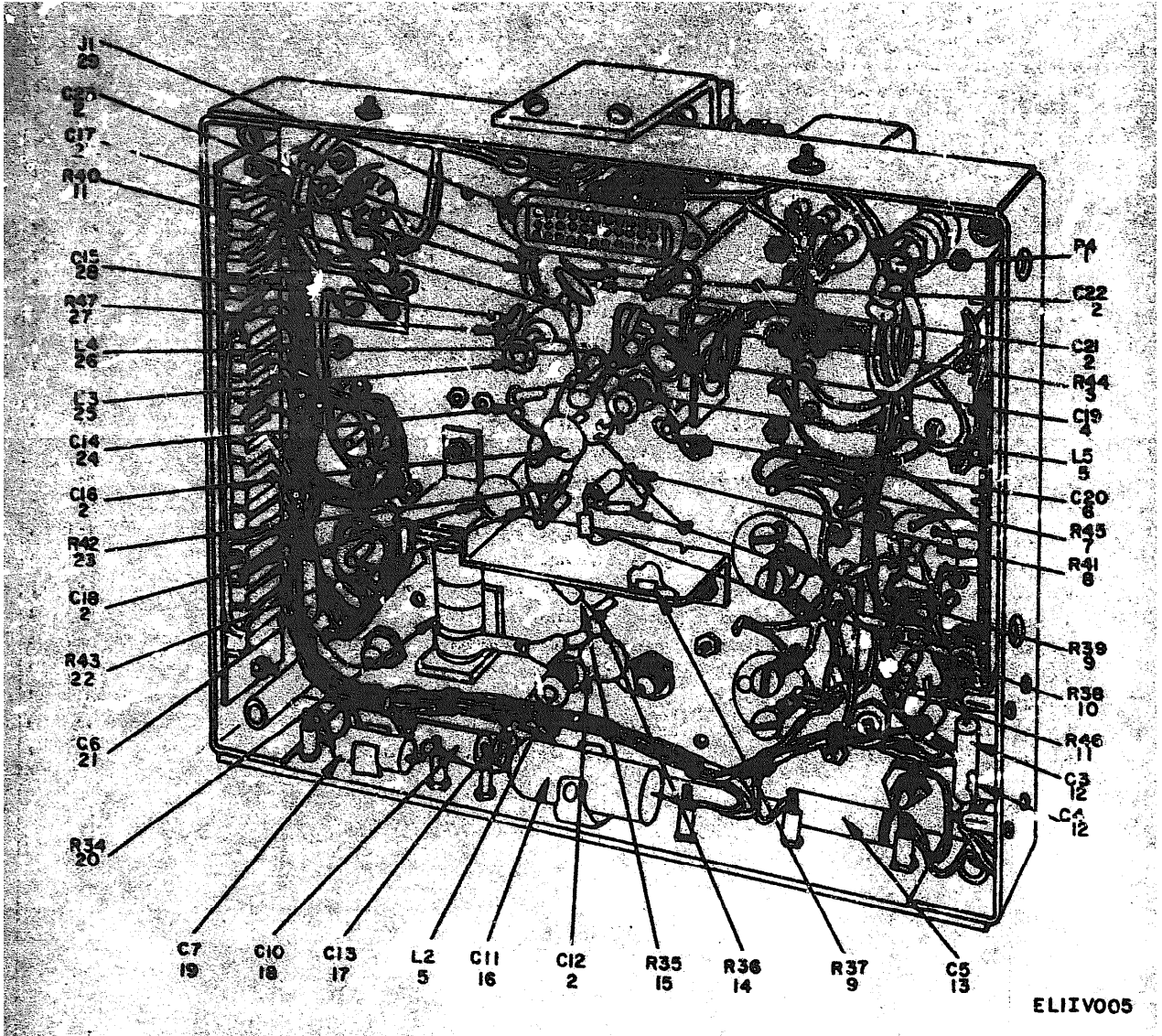
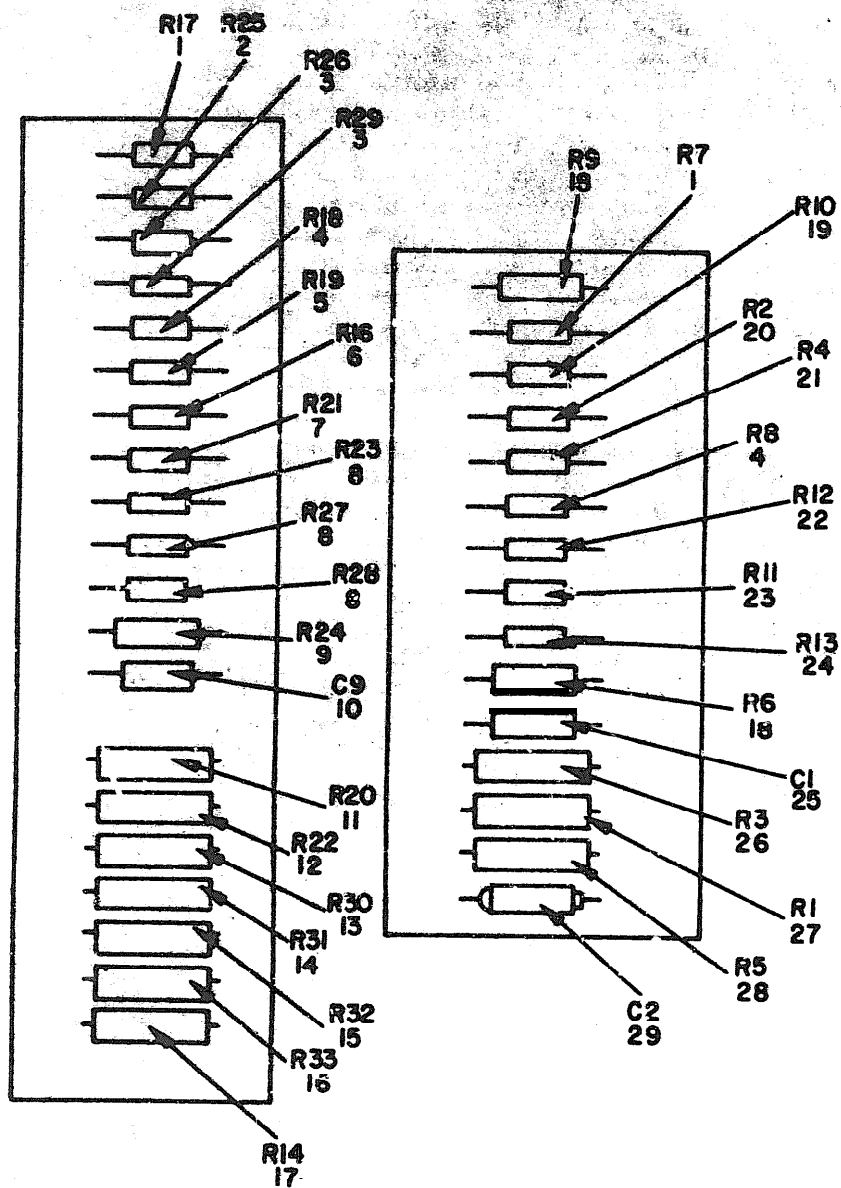


Figure 5. Baseband Assembly (3A1), Underside.

QUANTITY		UNIT	NATIONAL STOCK NUMBER	PART NUMBER	NSN	DESCRIPTION	UNCLASSIFIED CODE	UNIT	QTY
REQ	AVAIL								
0	1	PANEL	5935-00-507-2021	59-911-1000	60201	CABLE, CO. PLUG, ELECTRICAL		EA	1
0	2	PANEL	5950-00-222-5652	CP024130-1	61309	CAPACITOR, FILM, JUMPER		EA	2
0	3	PANEL	5905-00-295-6506	NC 209 1000	61300	RESISTOR, FILM, COMPOSITION		EA	3
0	4	PANEL	5910-00-251-5431	CP024130-05	61309	CAPACITOR, FILM, MICA		EA	4
0	5	PANEL	5932-00-029-2510	CP024130-0	60200	COIL, RADIO FREQUENCY		EA	5
0	6	PANEL	5905-00-171-2005	CP024130-01K	61309	CAPACITOR, FILM, MICA		EA	6
0	7	PANEL	5905-0-192-6665	NC 209 1000	61300	RESISTOR, FILM, COMPOSITION		EA	7
0	8	PANEL	5950-00-925-0439	NC 209 1000	61300	RESISTOR, FILM, FILM		EA	8
0	9	PANEL	5935-00-965-5464	CP024130-01K	61300	RESISTOR, FILM, FILM		EA	9
0	10	PANEL	5905-00-269-6400	CP024130-01K	61300	RESISTOR, FILM, COMPOSITION		EA	10
0	11	PANEL	5910-00-521-7676	CP024130-01K	61300	CAPACITOR, FILM, PAPER		EA	11
0	12	PANEL	5960-00-531-2314	CP024130-01K	61300	CAPACITOR, FILM, ELECTROLYTIC		EA	12
0	13	PANEL	5910-00-889-4975	CP024130-01K	61300	RESISTOR, FILM, FILM		EA	13
0	14	PANEL	5910-00-728-6400	CP024130-01K	61300	RESISTOR, FILM, FILM		EA	14
0	15	PANEL	5910-00-728-1597	CP024130-01K	61300	CAPACITOR, FILM, PAPER		EA	15
0	16	PANEL	5910-00-970-1605	CP024130-01K	61300	CAPACITOR, FILM, PAPER		EA	16
0	17	PANEL	5905-00-256-6407	CP024130-01K	61300	RESISTOR, FILM, COMPOSITION		EA	17
0	18	PANEL	5910-00-954-5454	CP024130-01K	61300	RESISTOR, FILM, COMPOSITION		EA	18
0	19	PANEL	5950-00-050-2512	CP024130-01K	61300	CAPACITOR, FILM, MICA		EA	19
0	20	PANEL	5952-00-478-5683	CP024130-01K	60200	COIL, RADIO FREQUENCY		EA	20
0	21	PANEL	5905-00-195-6756	CP024130-01K	61300	RESISTOR, FILM, COMPOSITION		EA	21
0	22	PANEL	5920-00-954-7465	CP024130-01K	61300	CAPACITOR, FILM, MICA		EA	22
0	23	PANEL	5593-00-487-2220	CP024130-01K	60200	CONNECTOR, RECEPTACLE, ELECTRICAL		EA	23



EL I I V 0 0 6

Figure 6. Baseband Assembly (3A1), Terminal Boards.

SECTION II

TM 11-6625-658-40P

QTY	UNIT	PART NUMBER	DESCRIPTION	FORM	REMARKS	U/I	QTY	UNIT
1	EA	5905-00-292-6267	RESISTOR, FILM, COMPOSITION	01340			2	EA
1	EA	5905-00-192-2947	RESISTOR, FILM, COMPOSITION	01340			1	EA
1	EA	5905-00-165-2825	RESISTOR, FILM, COMPOSITION	01340			2	EA
1	EA	5905-00-767-5225	RESISTOR, FILM, FILM	01340			2	EA
1	EA	5905-00-745-2245	RESISTOR, FILM, FILM	01340			1	EA
1	EA	5505-00-691-7174	RESISTOR, FILM, FILM	01340			1	EA
1	EA	5905-00-968-8664	RESISTOR, FILM, FILM	01340			1	EA
1	EA	5905-00-929-6514	RESISTOR, FILM, FILM	01340			3	EA
1	EA	5905-00-767-2541	RESISTOR, FILM, FILM	01340			1	EA
1	EA	5910-00-957-2064	CAPACITOR, FILM, mica	01340			1	EA
1	EA	5905-00-720-4655	RESISTOR, FILM, FILM	01340			1	EA
1	EA	5205-00-653-6661	RESISTOR, FILM, FILM	01340			1	EA
1	EA	5905-00-796-5057	RESISTOR, FILM, FILM	01340			1	EA
1	EA	5905-00-951-4915	RESISTOR, FILM, FILM	01340			1	EA
1	EA	5905-00-065-0453	RESISTOR, FILM, FILM	01340			1	EA
1	EA	5905-00-590-4912	RESISTOR, FILM, FILM	01340			1	EA
1	EA	5905-00-041-2134	RESISTOR, FILM, FILM	01340			1	EA
1	EA	5905-00-050-2492	RESISTOR, FILM, FILM	01340			2	EA
1	EA	5905-00-221-5840	RESISTOR, FILM, COMPOSITION	01340			1	EA
1	EA	5905-00-105-6964	RESISTOR, FILM, COMPOSITION	01340			1	EA
1	EA	5905-00-002-0055	RESISTOR, FILM, FILM	01340			1	EA
1	EA	5905-00-050-2459	RESISTOR, FILM, FILM	01340			1	EA
1	EA	5905-00-742-3667	RESISTOR, FILM, FILM	01340			1	EA
1	EA	5905-00-726-8363	RESISTOR, FILM, FILM	01340			1	EA
1	EA	5910-00-889-4975	CAPACITOR, FILM, mica	01340			1	EA
1	EA	5905-00-993-1350	RESISTOR, FILM, FILM	01340			1	EA
1	EA	5905-00-551-5751	RESISTOR, FILM, FILM	01340			1	EA
1	EA	5905-00-057-2445	RESISTOR, FILM, FILM	01340			1	EA
1	EA	5910-00-113-5475	CAPACITOR, FILM, ELECTROLYTIC	01340			1	EA

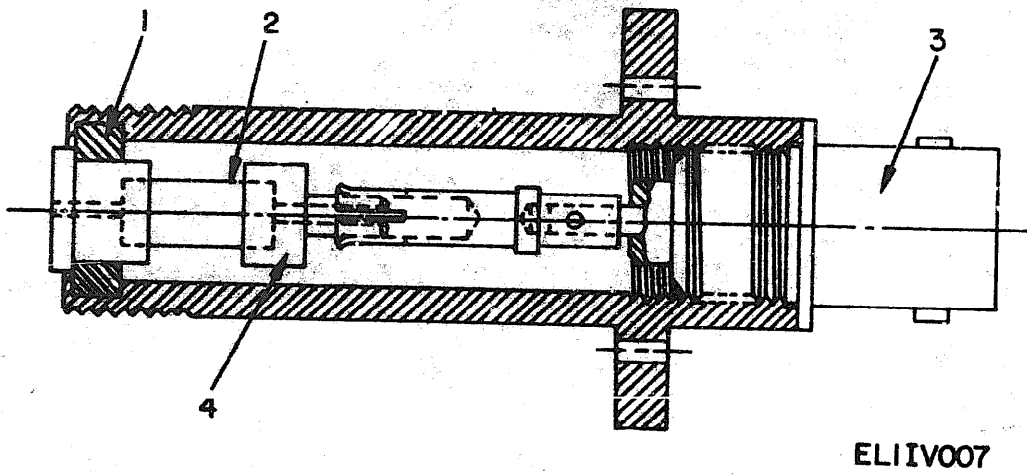
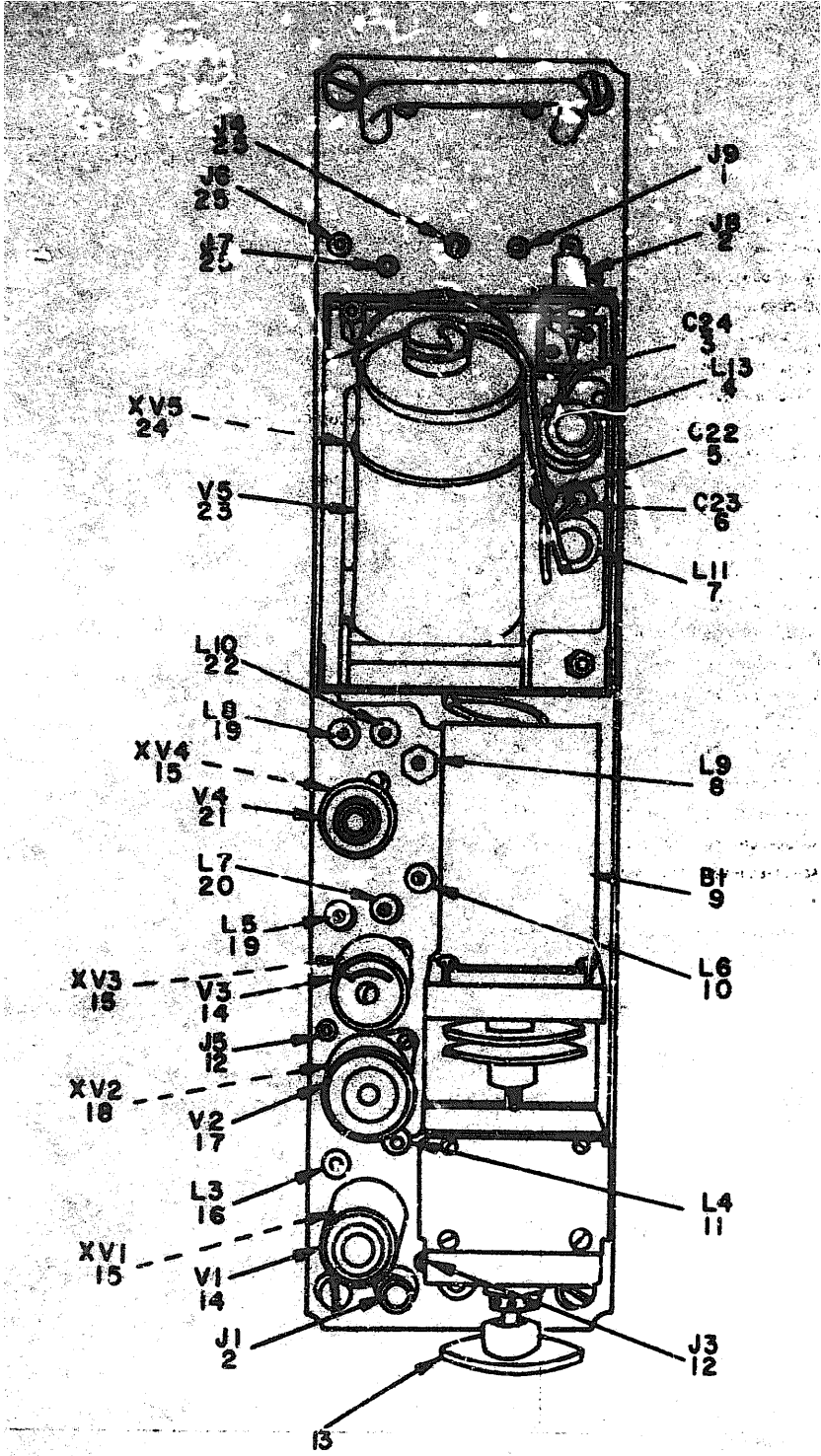


Figure 7. Mixer Simulator (3A1Z2).

		PHONE NUMBER	ALPHA	NUMERICAL	CLASSIFICATION	QUANTITY
7	1	5910-00-272-6544	6307213-901	49971	RESISTOR ASSSEMBLY	EA 1
7	2	5905-00-111-4742	6307213-901	49971	RESISTOR, FIXED, CARBON FILM	EA 1
7	3		6307213-901	49971	RESISTOR ASSSEMBLY	EA 1
7	4	5905-00-878-5036	6307213-901	49971	RESISTOR ASSSEMBLY	EA 2



ELIIV008

Figure 8. Transmitter, Modulator Assembly (3A2)

SYMBOL		UNIT	NATIONAL STOCK NUMBER	UNIT NUMBER	FORM	DESCRIPTION	UNABLE ON CODE	MGR	QTY REQ IN UNIT	
GROUP	ITEM									
GROUP ONE TELETYPE, MODULATOR ASSEMBLY										
(EIA)										
0	1	PANEL	6700-00-000-0070	INT100457	00291	JACK, TIP		EA	1	
0	2	PANEL	6700-00-000-0710	0001440	00000	CONNECTOR, PEG-TYPE, ELECTRICAL		EA	2	
0	3	PANEL	6700-00-000-0700	0000010000	01000	CHARACTER, PEG, PEG		EA	1	
0	4	PANEL	6700-00-000-0000	00000000-10	00000	COIL, RADIO FREQUENCY		EA	1	
0	5	PANEL	6700-00-000-0000	00000000	70000	CAPACITOR, FILM, POLY		EA	1	
0	6	PANEL	6700-00-000-0000	00000000	0	1	CAPACITOR, FILM, CERAMIC		EA	1
0	7	PANEL	6700-00-000-0000	00000000-9	00000	COIL, RADIO FREQUENCY		EA	1	
0	8	PANEL	6700-00-000-0000	00000000-7	00000	COIL, RADIO FREQUENCY		EA	1	
0	9	PANEL	6700-00-000-0700	00000000	00000	SWITCH		EA	1	
0	10	PANEL	6700-00-000-0000	00000000-0	00000	COIL, RADIO FREQUENCY		EA	1	
0	11	PANEL	6700-00-000-0000	00000000-2	00000	COIL, RADIO FREQUENCY		EA	1	
0	12	PANEL	6700-00-000-0000	00000000	00000	JACK, TIP		EA	2	
0	13	PANEL	6700-00-000-0000	00000000	00000	SWITCH, COIL, IS		EA	1	
0	14	PANEL	6700-00-000-0000	00000000	00000	ELECTRON TUBE		EA	2	
0	15	PANEL	6700-00-000-0000	00000000	00000	SOCKET, ELECTRON TUBE		EA	3	
0	16	PANEL	6700-00-000-0000	00000000-1	00000	COIL, RADIO FREQUENCY		EA	1	
0	17	PANEL	6700-00-000-0000	00000000	00000	ELECTRON TUBE		EA	1	
0	18	PANEL	6700-00-000-0000	00000000	00000	5 INCH, ELECTRON TUBE		EA	1	
0	19	PANEL	6700-00-000-0000	00000000-3	00000	COIL, RADIO FREQUENCY		EA	2	
0	20	PANEL	6700-00-000-0000	00000000-4	00000	COIL, RADIO FREQUENCY		EA	1	
0	21	PANEL	6700-00-000-0000	00000000	00000	ELECTRON TUBE		EA	1	
0	22	PANEL	6700-00-000-0000	00000000-0	00000	COIL, RADIO FREQUENCY		EA	1	
0	23	PANEL	6700-00-000-0000	00000000		ELECTRON TUBE		EA	1	
0	24	PANEL	6700-00-000-0700	00000000	00000	SOCKET, ELECTRON TUBE		EA	1	
0	25	PANEL	6700-00-000-0000	INT100458	90091	JACK, TIP		EA	3	

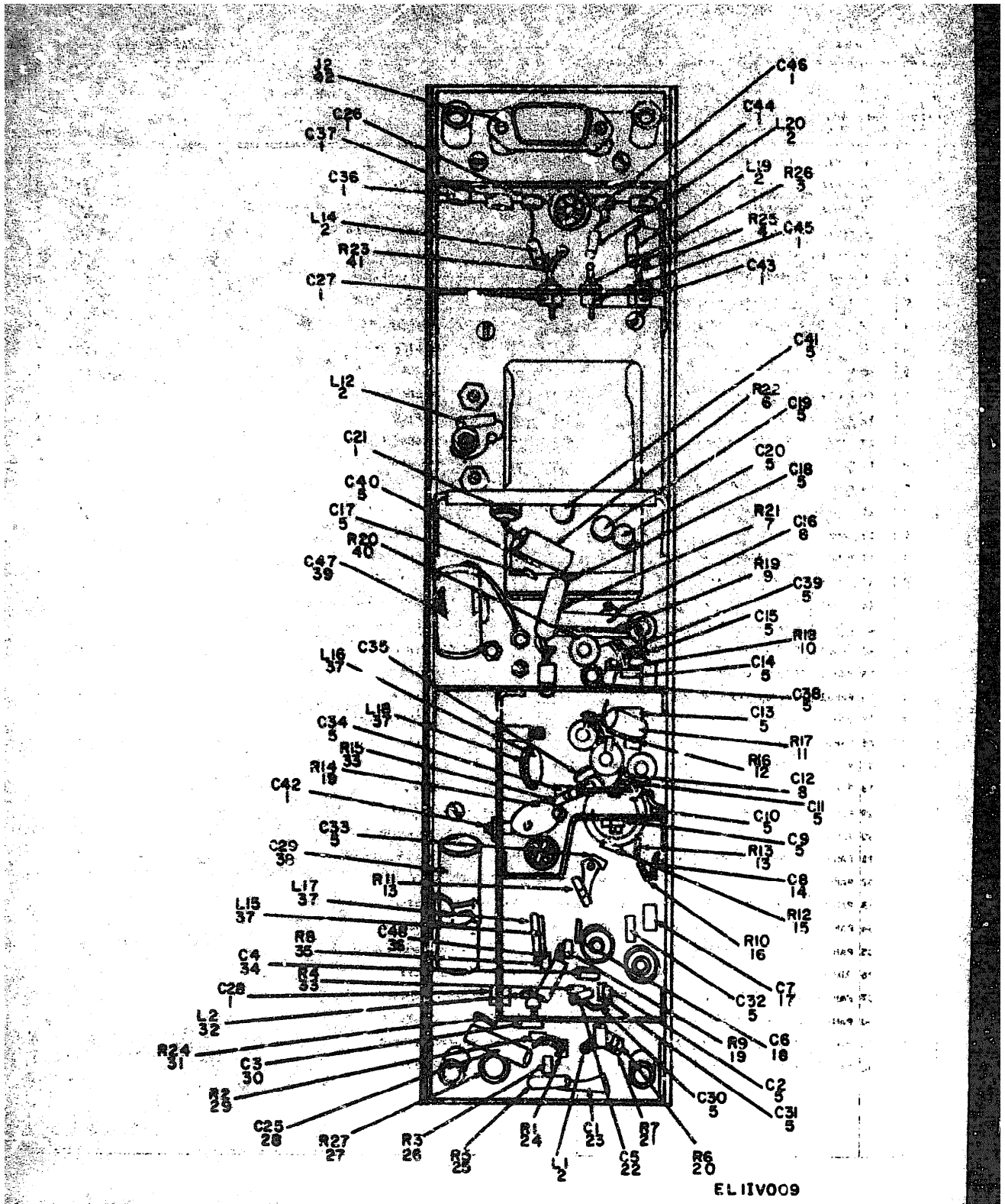


Figure 9. Transmitter, Modulator Assembly (3A2), Underside.

SECTION II

TM 11-6625-658-40P

QTY REQ IN UNIT	NATIONAL STOCK NUMBER	PART NUMBER	FREQ	DESCRIPTION	USABLE ON CODE	U/AS	QTY REQ IN UNIT
1	5990-00-648-2108	0300	00100	CAPACITOR, FILM, CERAMIC		EA	11
1	5990-00-818-4241	00000000-040	00000	CHUNK RADIO FREQUENCY		EA	5
1	5905-00-279-2884	00000100-0	01000	RESISTOR, FILM, COMPOSITION		EA	1
1	5905-00-470-1065	00000100-0	01000	RESISTOR, FILM, COMPOSITION		EA	1
1	5990-00-989-9421	00000100-0	01000	CAPACITOR, FILM, PAPER		EA	21
1	5905-00-279-5675	00000100-0	01000	RESISTOR, FILM, COMPOSITION		EA	1
1	5905-00-837-0656	00000100-0	01000	RESISTOR, FILM, MERE UNID		EA	1
1	5910-00-870-9819	00000100-0	01000	CAPACITOR, FILM, CERAMIC		EA	2
1	5905-00-975-1160	00000100-0	01000	RESISTOR, FILM, MERE UNID		EA	1
1	5905-00-195-5524	00000100-0	01000	RESISTOR, FILM, COMPOSITION		EA	1
1	5901-00-228-5098	00000100-0	01000	RESISTOR, FILM, COMPOSITION		EA	1
1	5905-00-799-8870	00000100-0	01000	RESISTOR, FILM, FILM		EA	1
1	5905-00-889-0868	00000100-0	01000	RESISTOR, FILM, COMPOSITION		EA	2
1	5910-00-070-1863	00000100-0	00000	CAPACITOR, FILM, mica		EA	1
1	5955-00-199-0876	00000100-0	01000	RESISTOR, FILM, COMPOSITION		EA	1
1	5905-00-171-1998	00000100-0	01000	RESISTOR, FILM, COMPOSITION		EA	1
1	5910-00-891-3328	00000100-0	00000	CAPACITOR, FILM, mica		EA	1
1	5910-00-709-2724	00000100-0	00000	CAPACITOR, FILM, mica		EA	1
1	5985-00-254-7087	00000100-0	01000	RESISTOR, FILM, COMPOSITION		EA	2
1	5985-00-942-9886	00000100-0	01000	RESISTOR, FILM, COMPOSITION		EA	1
1	5905-00-114-5426	00000100-0	01000	RESISTOR, FILM, COMPOSITION		EA	1
1	5910-00-959-0977	00000100-0	00000	CAPACITOR, FILM, mica		EA	1
1	5910-00-828-1140	00000100-0	01000	CAPACITOR, FILM, PAPER		EA	1
1	5905-00-775-8687	00000100-0	01000	RESISTOR, FILM, FILM		EA	1
1	5905-00-299-3023	00000100-0	01000	RESISTOR, FILM, COMPOSITION		EA	1
1	5905-00-592-5490	00000100-0	01000	RESISTOR, VARIABLE		EA	1
1	5993-00-677-8390	00000100-0	01000	RESISTOR, VARIABLE		EA	1
1	5940-818-8704	00000100-0	01000	CAPACITOR, FILM, PAPER		EA	1
1	5905-080-0590	00000100-0	01000	RESISTOR, FILM, FILM		EA	1
1	5963-00-295-6788	00000100-0	01000	CAPACITOR, FILM, PAPER		EA	1
1	5950-00-727-2560	00000100-0	00000	CHUNK RADIO FREQUENCY		EA	1
1	5965-00-171-5805	00000100-0	01000	RESISTOR, FILM, COMPOSITION		EA	2
1	5980-00-978-0450	00000100-0	00000	CAPACITOR, FILM, mica		EA	1
1	5905-00-284-8426	00000100-0	01000	RESISTOR, FILM, COMPOSITION		EA	1
1	5956-00-609-0128	00000100-0	00000	CAPACITOR ASSEMBLY		EA	1
1	5914-00-881-7598	00000100-0	01000	CHUNK RADIO FREQUENCY		EA	6
1	8910-00-029-2720	00000100-0	01000	CAPACITOR, FILM, PAPER		EA	1
1	5960-00-776-5427	00000100-0	01000	RESISTOR, FILM, FILM		EA	1

SECTION II

TM 11-6625-658-40P

(2)

NATIONAL
STOCK
NUMBER

CLASSIFICATION		NATIONAL STOCK NUMBER
Q1 Q2 Q3	Q4 Q5 Q6	
9	44	5905-00-279-2111
9	44	5905-00-497-2250

PART NUMBER	FORM	DESCRIPTION	UNABLE TO CODE	Q7	Q8
				Q9	Q10
82302-00-1	013-00	CONNECTOR, FIBER OPTIC SYSTEM		EA	1
87-101-00-1	006-00	CONNECTOR, COAXIAL, ELECTRICAL		EA	1

SECTION II

TM 11-6625-658-40P

REQUIREMENTS			(2) NATIONAL STOCK NUMBER	(4) PART NUMBER	(5) FCOM	(6) DESCRIPTION	(7) USABLE ON CODE	(8) QTY REQ IN UNIT
(1) REQ NO	(2) REQ NO	(3) REQ CODE						
10	1	PANEE	5950-00-592-8106	59502940-117	00040	COIL, RADIO FREQUENCY		EA 9
10	2	PANEE	5910-00-080-9421	CH40N100N	01349	CAPACITOR, FIXED, CERAMIC		EA 3
10	3	PANEE	5910-00-685-3140	0M15040J	04171	CAPACITOR, FIXED, MICA		EA 1
10	4	PANEE		0M15040J	72136	CAPACITOR, FIXED, MICA		EA 1
10	5	PANEE	5910-00-023-1299	CH40N471N	01349	CAPACITOR, FIXED, CERAMIC		EA 12
10	6	PANEE	5950-00-061-7012	595029162-12	00040	COIL, RADIO FREQUENCY		EA 2
10	7	PANEE	5905-00-294-8410	RC200P101K	01349	RESISTOR, FIXED, COMPOSITION		EA 1
10	8	PANEE	5905-00-268-0516	VS100P01	01390	SOCKET, ELECTRON TUBE		EA 1
10	9	PANEE	5905-00-767-3229	0L204392J	01349	RESISTOR, FIXED, GLASS		EA 1
10	10	PANEE	5905-00-648-3298	ST-40140	02660	CONNECTOR, RECEPTACLE, ELECTRICAL		EA 1
10	11	PANEE	5910-00-889-4308	0M150300	72136	CAPACITOR, FIXED, MICA		EA 1
10	12	PANEE	5905-00-804-2835	MS01 20-1090A	94906	CONNECTOR, RECEPTACLE, ELECTRICAL		EA 1
10	13	PANEE	5910-00-681-9537	0M150100J	72136	CAPACITOR, FIXED, MICA		EA 1
10	14	PANEE	5905-00-195-5514	RC200P102K	01349	RESISTOR, FIXED, COMPOSITION		EA 1
10	15	PANEE	5905-00-190-8583	RC200P100J	01349	RESISTOR, FIXED, COMPOSITION		EA 1
10	16	PANEE	5905-00-767-3512	0L200422J	01349	RESISTOR, FIXED, GLASS		EA 2
10	17	PANEE	5910-00-061-7007	MS 4220 T0	00040	TRANSFORMER, RADIO FREQUENCY		EA 1
10	18	PANEE	5905-00-136-8434	RC200P122K	01349	RESISTOR, FIXED, COMPOSITION		EA 2
10	19	PANEE	5950-00-688-3280	595029170-265	00040	COIL, RADIO FREQUENCY		EA 9
10	20	PANEE	5910-00-851-3328	0M150213000C0V	72136	CAPACITOR, FIXED, MICA		EA 1
10	21	PANEE	5935-00-222-9828	VS100C01	01349	SOCKET, ELECTRON TUBE		EA 2
10	22	PANEE	5905-00-252-4018	RC200P470K	01349	RESISTOR, FIXED, COMPOSITION		EA 1
10	23	PANEE	5950-00-041-7080	595029162-16	00040	COIL, RADIO FREQUENCY		EA 1
10	24	PANEE	5950-00-041-7689	595029162-15	00040	COIL, RADIO FREQUENCY		EA 1
10	25	PANEE	5910-00-049-1332	CH050000000	01349	CAPACITOR, FIXED, MICA		EA 1
10	26	PANEE		5950292244	00040	CHASSIS ASSEMBLY		EA 1
10	27	PANEE	5935-00-081-4570	5971006A0K	90291	JACK, TIP		EA 1
10	28	PANEE	5905-00-052-5872	0M7000200F	01349	RESISTOR, FIXED, FILM		EA 1
10	29	PANEE	5950-00-061-7011	595029162-13	00040	COIL, RADIO FREQUENCY		EA 1
10	30	PANEE	5905-00-892-6484	0M7000011F	01349	RESISTOR, FIXED, FILM		EA 1
10	31	PANEE	5910-00-829-4376	0M1500400	72136	CAPACITOR, FIXED, MICA		EA 1
10	32	PANEE	5905-00-041-2450	5971000A0E	90291	JACK, TIP		EA 1
10	33	PANEE	5950-00-062-7010	595029162-14	00040	COIL, RADIO FREQUENCY		EA 1
10	34	PANEE	5905-00-184-5608	RC200P101K	01349	RESISTOR, FIXED, COMPOSITION		EA 1

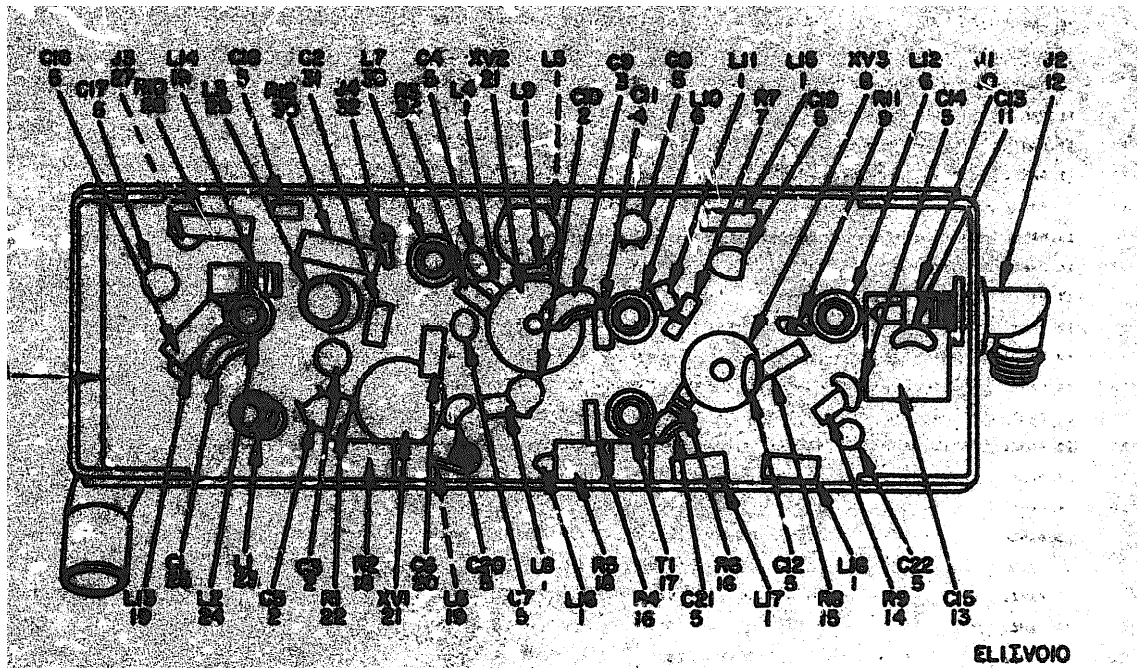


Figure 10. Receiver, First Intermediate Frequency (3A3).

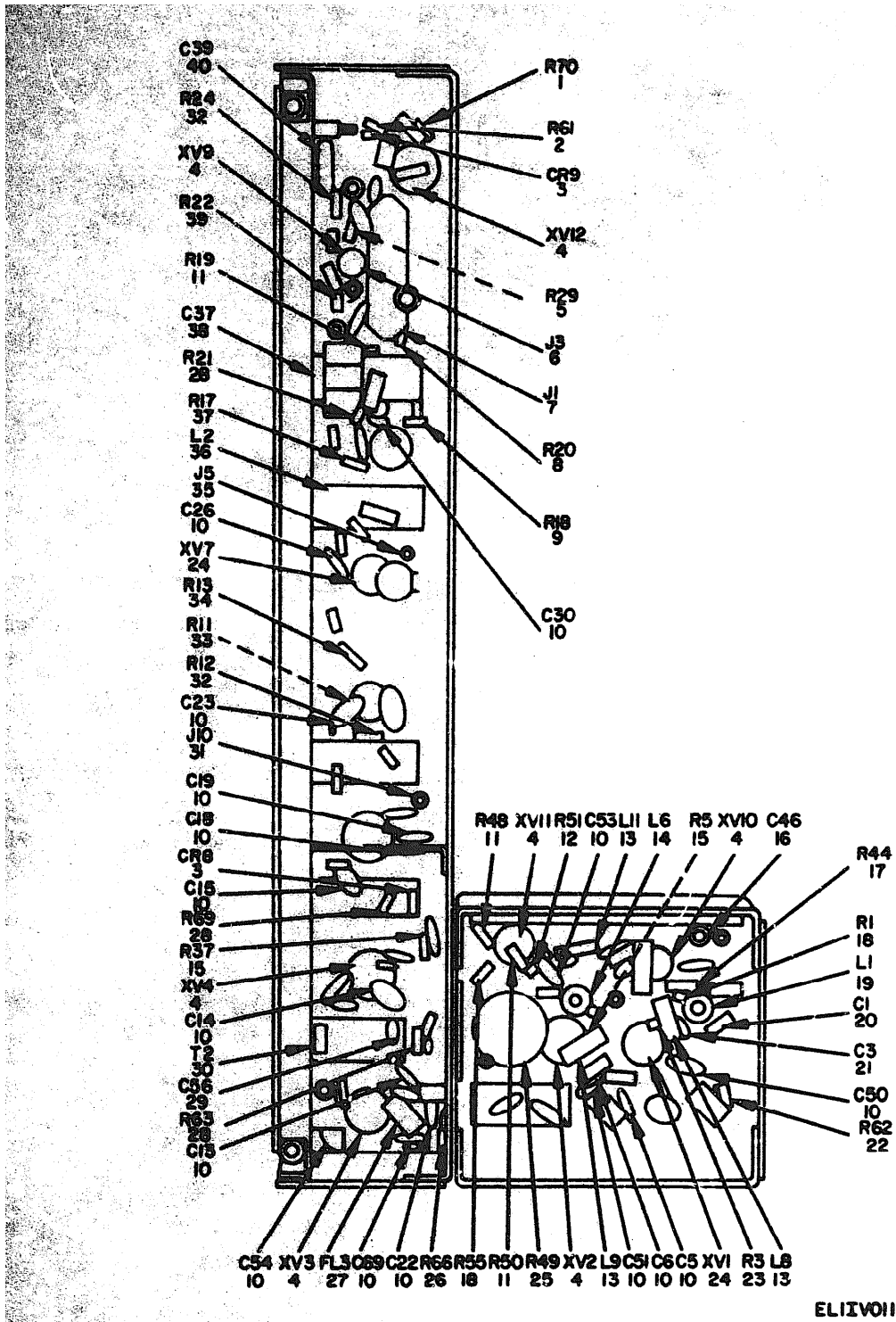


Figure 11. Reciever Assembly, Second Intermediate (3A4), (Sheet 1 of 2).

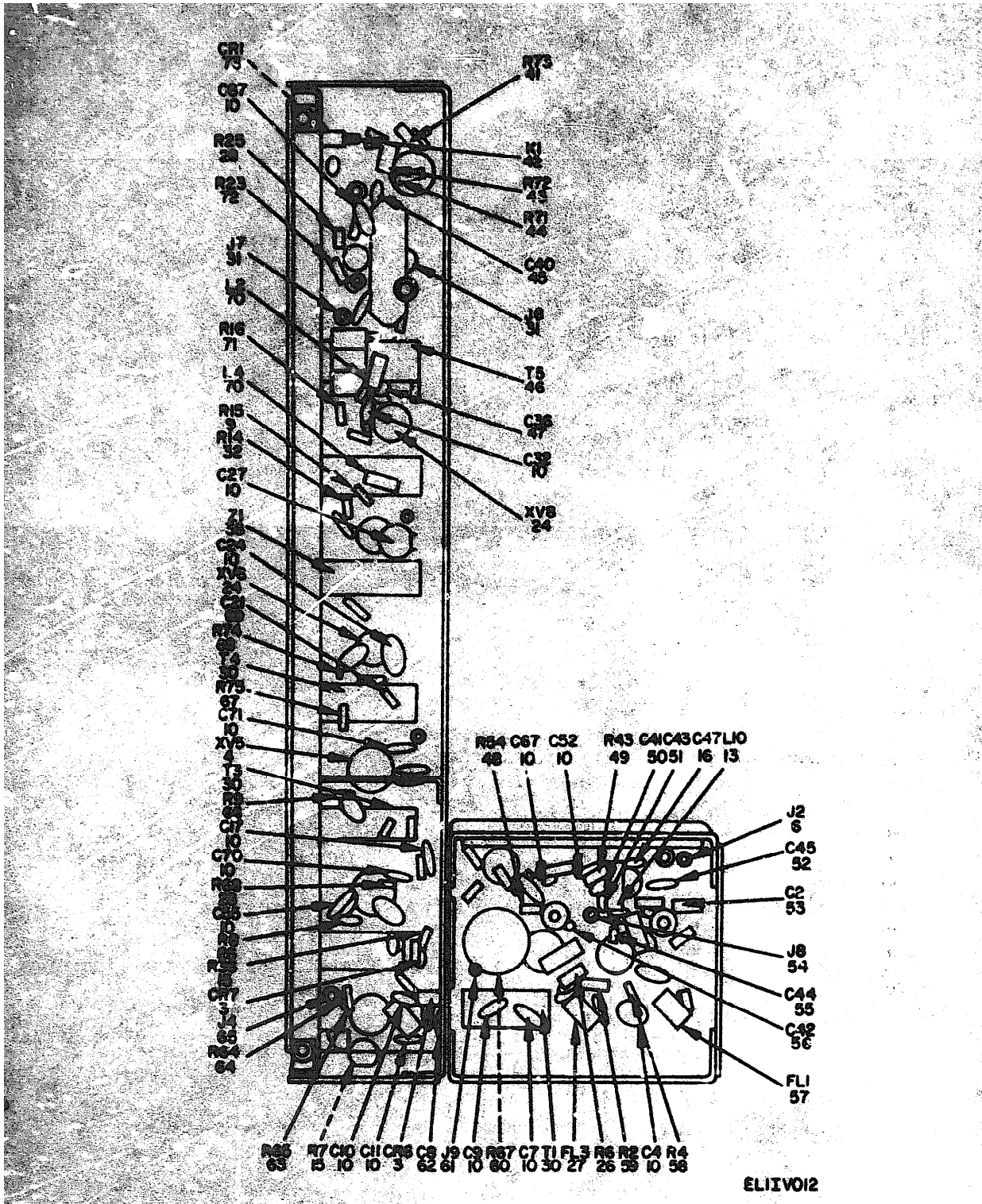
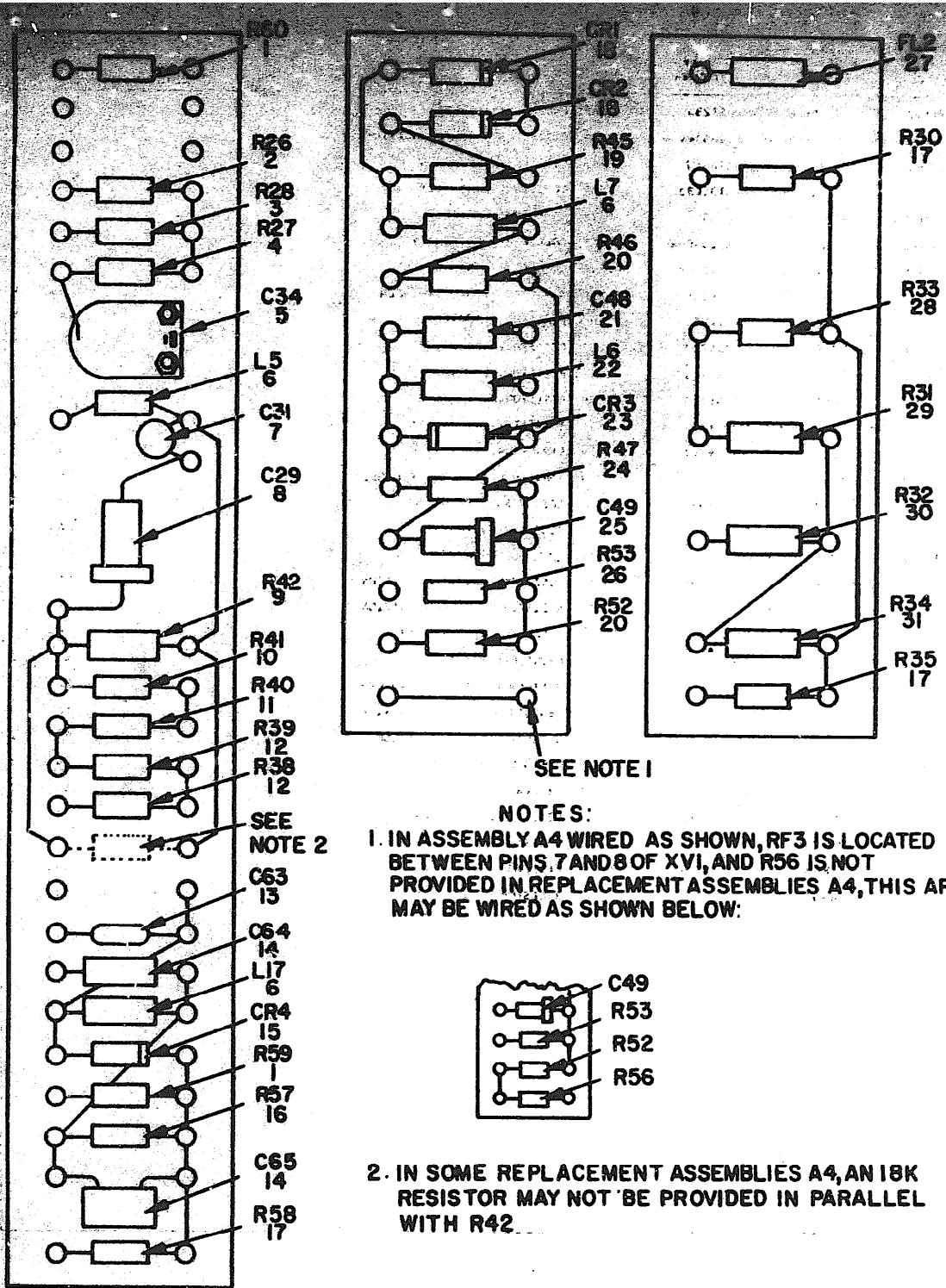


Figure 11. Receiver Assembly, Second Intermediate Frequency (3A4), (Sheet 2 of 2).

NATIONAL STOCK NUMBER

QTY	UNIT	NATIONAL STOCK NUMBER	PART NUMBER	FORM	DESCRIPTION	USABLE ON CODE	UNIT	QTY
GROUP 0104 RECEIVER ASSEMBLY, SECOND								
(INTERMEDIATE FREQUENCY (3A))								
11	1	PANZZ	59005-00-882-0055	RL20A0991J	01349	RESISTOR, FIXED, FILM	EA	1
11	2	PANZZ	5905-00-727-9769	RL20S022G	01349	RESISTOR, FIXED, FILM	EA	1
01	3	XIRZZ		0460652	49671	SEMICONDUCTOR DEVICE, DIODE	EA	4
11	4	PANZZ	5935-00-222-9828	TS103P01	01349	SOCKET, ELECTRON TUBE	EA	0
11	5	PANZZ	5905-00-767-3205	RL20S022J	01349	RESISTOR, FIXED, FILM	EA	1
11	6	PANZZ	5935-00-665-5710	UG1094U	00050	CONNECTOR, RECEPTACLE, ELECTRICAL	EA	2
11	7	PANZZ	5935-00-687-2204	57-10240-1	02660	CONNECTOR, RECEPTACLE, ELECTRICAL	EA	1
11	8	PANZZ	5905-00-762-3667	RL20AD103J	01349	RESISTOR, FIXED, FILM	EA	1
11	9	PANZZ	5905-00-766-8369	RL20S123J	01349	RESISTOR, FIXED, FILM	EA	2
11	10	PANZZ	5910-00-822-5683	CK43AU103H	01349	CAPACITOR, FIXED, CERAMIC	EA	30
11	11	PANZZ	5905-00-434-8693	RL20S473G	01349	RESISTOR, FIXED, FILM	EA	1
11	12	PANZZ	5905-00-192-0390	RC20GF105J	01349	RESISTOR, FIXED, COMPOSITION	EA	1
11	13	PANZZ	5950-00-064-8127	SND422569-259	00063	CHUKE, RADIO FREQUENCY	EA	4
11	14	PANZZ	5950-00-892-8084	SMCA23213-1	00063	COIL, OSCILLATOR	EA	1
11	15	PANZZ	5905-00-926-8708	RL20S102J	01349	RESISTOR, FIXED, FILM	EA	4
11	16	PANZZ	5910-00-839-4392	SND423013	00063	CAPACITOR, FIXED, PLASTIC	EA	2
11	17	PANZZ	5905-00-351-6102	RL20S563J	01349	RESISTOR, FIXED, FILM	EA	1
11	18	PANZZ	5905-00-061-2415	RL20S112J	01349	RESISTOR, FIXED, FILM	EA	2
11	19	PANZZ	5950-00-061-2034	SMCA23162-11	00063	COIL, RADIO FREQUENCY	EA	1
11	20	XIRZZ		CC22M330J	01349	CAPACITOR, FIXED, CERAMIC	EA	1
11	21	PANZZ	5910-00-823-1299	CK40AX671H	01349	CAPACITOR, FIXED, CERAMIC	EA	1
11	22	PANZZ	5905-00-726-1867	RL20S222G	01349	RESISTOR, FIXED, FILM	EA	1
11	23	PANZZ	5905-00-767-2842	RL20S601J	01349	RESISTOR, FIXED, FILM	EA	1
11	24	PANZZ	5935-00-260-0516	TS102P01	01350	SOCKET, ELECTRON TUBE	EA	4
11	25	PANZZ	5903-00-577-6669	RV4LAY50103A	01349	RESISTOR, VARIABLE	EA	1
11	26	PANZZ	5905-00-279-3521	RC20GF150J	01349	RESISTOR, FIXED, COMPOSITION	EA	2
11	27	PANZZ	5915-00-681-7747	SND423706-1	00063	FILTER, SUPPRESSOR	EA	1
11	28	PANZZ	5905-00-772-9460	RL20S153G	01349	RESISTOR, FIXED, FILM	EA	5
11	29	XIRZZ		DM15E240J	72136	CAPACITOR, FIXED, MICA	EA	1
11	30	PANZZ	5950-00-061-2031	SMCA23274	00063	TRANSFORMER, INTERMEDIATE FREQUENCY	EA	4
11	31	PANZZ	5905-00-683-7649	SKT10YELLOW	98291	JACK, TIP	EA	3
11	32	PANZZ	5905-00-900-1219	RL20S221J	01349	RESISTOR, FIXED, FILM	EA	3
11	33	PANZZ	5905-00-767-3233	RL20S023J	01349	RESISTOR, FIXED, FILM	EA	1
11	34	PANZZ	5905-00-980-0618	RM65D1502F	01349	RESISTOR, FIXED, FILM	EA	1
11	35	PANZZ	5935-00-081-4578	SKT10BLACK	98291	JACK, TIP	EA	1
11	36	PANZZ	5950-00-034-4985	SMCA23275	00063	TRANSFORMER, LIMITER	EA	2
11	37	PANZZ	5905-00-900-2089	RL20S101J	01349	RESISTOR, FIXED, FILM	EA	1
11	38	PANZZ	5910-00-123-1148	CP05A1KB474K3	01349	CAPACITOR, FIXED, PAPER	EA	1

ILLUSTRATION			(2)	(3)	(4)	(5)	(6)	(7)	(8)
FIG. NO.	FIG. NO.	QTY. CODE	NATIONAL STOCK NUMBER	PART NUMBER	FORM	DESCRIPTION	UNABLE TO CODE	UNIT	QTY. IN UNIT
11	38	PANZZ	5905-00-050-8511	RL453103J	01340	RESISTOR, FIXED, FILM		EA	1
11	40	PANZZ	5910-00-825-1637	CP00402304E	01340	CAPACITOR, FILMED, PAPER		EA	1
11	41	PANZZ	5905-00-195-0667	RC203F234E	01340	RESISTOR, FIXED, COMPOSITION		EA	1
11	42	PANZZ		SD2040	44220	DELAY		EA	1
11	43	PANZZ	6905-00-771-2352	RL4530226	01340	RESISTOR, FIXED, FILM		EA	1
11	44	PANZZ	5905-000-701-9522	RL45304730	01340	RESISTOR, FIXED, FILM		EA	1
11	45	PANZZ	5910-00-752-4158	CL350430073	01340	CAPACITOR, FILMED, TANTALUM		EA	1
11	46	PANZZ	5950-00-061-2055	SW4023214	00060	TRANSFORMER, DISTRIBUTION		EA	1
11	47	PANZZ	5910-00-8005-1137	RL205440J	72134	CAPACITOR, FIXED, MICA		EA	1
11	48	PANZZ	5905-00-240-2752	RL2052726	01340	RESISTOR, FIXED, FILM		EA	1
11	49	PANZZ	5905-00-602-8079	RL205342J	01340	RESISTOR, FIXED, FILM		EA	1
11	50	PANZZ	5910-00-613-6620	CC204W1216	01340	CAPACITOR, FILMED, CERAMIC		EA	1
11	51	PANZZ	5910-00-615-0105	CC204W1018	01340	CAPACITOR, FILMED, CERAMIC		EA	1
11	52	PANZZ	5910-00-823-1068	CK424W472R	01340	CAPACITOR, FILMED, CERAMIC		EA	1
11	53	PANZZ	5910-00-690-9491	CC21CN120J	01340	CAPACITOR, FILMED, CERAMIC		EA	1
11	54	PANZZ	5935-00-804-3685	SKT108RAV	00291	JACK, TIP		EA	1
11	55	PANZZ	5910-00-023-1339	CC204J1906	01340	CAPACITOR, FILMED, CERAMIC		EA	1
11	56	PANZZ	5910-00-061-3243	SD1-000P3K140J	72002	CAPACITOR, FILMED, CERAMIC		EA	1
11	57	PANZZ	5915-00-889-4396	SKCA2346F	00060	FILTER, BAND PASS		EA	1
11	58	PANZZ	5905-00-279-1752	RC200F120J	01340	RESISTOR, FIXED, COMPOSITION		EA	1
11	59	PANZZ	5905-00-061-3253	RL205474J	01340	RESISTOR, FIXED, FILM		EA	1
11	60	PANZZ	5905-00-279-3404	RC200F033J	01340	RESISTOR, FIXED, COMPOSITION		EA	1
11	61	PANZZ	5935-00-683-7657	SKT108LUE	00291	JACK, TIP		EA	1
11	62	PANZZ	5910-00-080-2490	FD13	01121	CAPACITOR, FILMED, CERAMIC		EA	1
11	63	PANZZ	5905-00-279-2631	RC200F349J	01340	RESISTOR, FIXED, COMPOSITION		EA	1
11	64	PANZZ	5905-00-279-2512	RC200F203J	01340	RESISTOR, FIXED, COMPOSITION		EA	1
11	65	PANZZ	5935-00-051-2450	SAV108ORANGE	00291	JACK, TIP		EA	1
11	66	PANZZ	5905-00-787-4880	RL205421J	01340	RESISTOR, FIXED, FILM		EA	2
11	67	PANZZ	5905-00-279-3506	RC200F332J	01340	RESISTOR, FIXED, COMPOSITION		EA	1
11	68	PANZZ	5905-00-776-5313	RL205471J	01340	RESISTOR, FIXED, FILM		EA	1
11	69	PANZZ	5910-00-068-1332	CW05C0090000	01340	CAPACITOR, FILMED, MICA		EA	1
11	70	PANZZ	5950-00-688-3280	SD422770-265	00060	COIL, RADIO FREQUENCY		EA	2
11	71	PANZZ	5905-00-665-4947	RV6LATS901A	01342	RESISTOR, VARIABLE		EA	1
11	72	PANZZ	5905-00-882-0061	RL205472J	01340	RESISTOR, FIXED, FILM		EA	1
11	73	PANZZ	5961-00-021-3358	PC114	01281	SEMICONDUCTOR DEVICE, DIODE		EA	1



ELIIV013

Figure 12. Receiver Assembly, Second Intermediate Frequency (3A4), Terminal Boards.

CLASSIFICATION		NATIONAL STOCK NUMBER	PART NUMBER	FORM	DESCRIPTION	U/M	QTY. INC. IN UNIT
NO. AND NO.	NO. AND NO.						
12	1	PANZZ 5905-00-764-8549	AL200123J	01340	RESISTOR, FIXED, FILM	EA	2
12	2	PANZZ 5905-00-221-5820	RC2007994K	01340	RESISTOR, FIXED, COMPOSITION	EA	1
12	3	PANZZ 5905-00-767-2842	AL200100LJ	01340	RESISTOR, FIXED, FILM	EA	1
12	4	PANZZ 5905-00-762-5407	AL2000100J	01340	RESISTOR, FIXED, FILM	EA	1
12	5	PANZZ 5950-00-570-1623	CV11C400	01300	CAPACITOR, WAX, OIL	EA	1
12	6	PANZZ 5950-00-488-3280	SN0422779-249	00063	CHOK, RADIO FREQUENCY	EA	3
12	7	PANZZ 5916-00-622-5683	CL4504100H	01340	CAPACITOR, FIXED, CERAMIC	EA	1
12	8	PANZZ	CL45041007P	01340	CAPACITOR, FIXED, TANTALUM	EA	1
12	9	PANZZ 59505-00-724-1906	AL4251000	01340	RESISTOR, FIXED, FILM	EA	1
12	10	PANZZ 5905-00-776-5313	AL200471J	01340	RESISTOR, FIXED, FILM	EA	1
12	11	PANZZ 5905-00-733-1731	AL200241C	01340	RESISTOR, FIXED, FILM	EA	1
12	12	PANZZ 5905-00-726-1845	AL2001216	01340	RESISTOR, FIXED, FILM	EA	2
12	13	PANZZ 5910-00-702-5684	SN150470J	72130	CAPACITOR, FIXED, WAX	EA	1
12	14	PANZZ	SN05471J	72130	CAPACITOR, FIXED, WAX	EA	2
12	15	PANZZ 5961-00-556-2091	1M270	01340	SEMICONDUCTOR DEVICE, DIODE	EA	1
12	16	PANZZ 5905-00-767-3204	AL200104J	01340	RESISTOR, FIXED, FILM	EA	1
12	17	PANZZ 5905-00-925-5708	AL200102J	01340	RESISTOR, FIXED, FILM	EA	3
12	18	PANZZ 5961-00-002-7249	1M2970	01340	SEMICONDUCTOR DEVICE, DIODE	EA	2
12	19	PANZZ 5905-00-198-5605	RC2007225J	01340	RESISTOR, FIXED, COMPOSITION	EA	1
12	20	PANZZ 5905-00-192-0390	RC2007100J	01340	RESISTOR, FIXED, COMPOSITION	EA	2
12	21	PANZZ 5910-00-689-4542	SN042261B	00063	CAPACITOR, FIXED, PAPER	EA	1
12	22	PANZZ 5950-00-092-8105	SN0422744-253	00063	CHOK, RADIO FREQUENCY	EA	1
12	23	PANZZ 5961-00-045-6450	1M750A	01340	SEMICONDUCTOR DEVICE, DIODE	EA	1
12	24	PANZZ 5905-00-185-6746	AL200474K	01340	RESISTOR, FIXED, COMPOSITION	EA	1
12	25	PANZZ	CL45041007P	01340	CAPACITOR, FIXED, TANTALUM	EA	1
12	26	PANZZ 5905-00-240-2752	AL200172C	01340	RESISTOR, FIXED, FILM	EA	1
12	27	PANZZ 5915-00-681-7747	SN0421700-1	00063	FILTER, SUPPRESSOR	EA	1
12	28	PANZZ 5905-00-784-2117	AL200123C	01340	RESISTOR, FIXED, FILM	EA	1
12	29	PANZZ 5905-00-764-2181	AL4251000	01340	RESISTOR, FIXED, FILM	EA	1
12	30	PANZZ 5905-00-767-7529	AL425172C	01340	RESISTOR, FIXED, FILM	EA	1
12	31	PANZZ 5905-00-726-1266	AL200124C	01340	RESISTOR, FIXED, FILM	EA	1

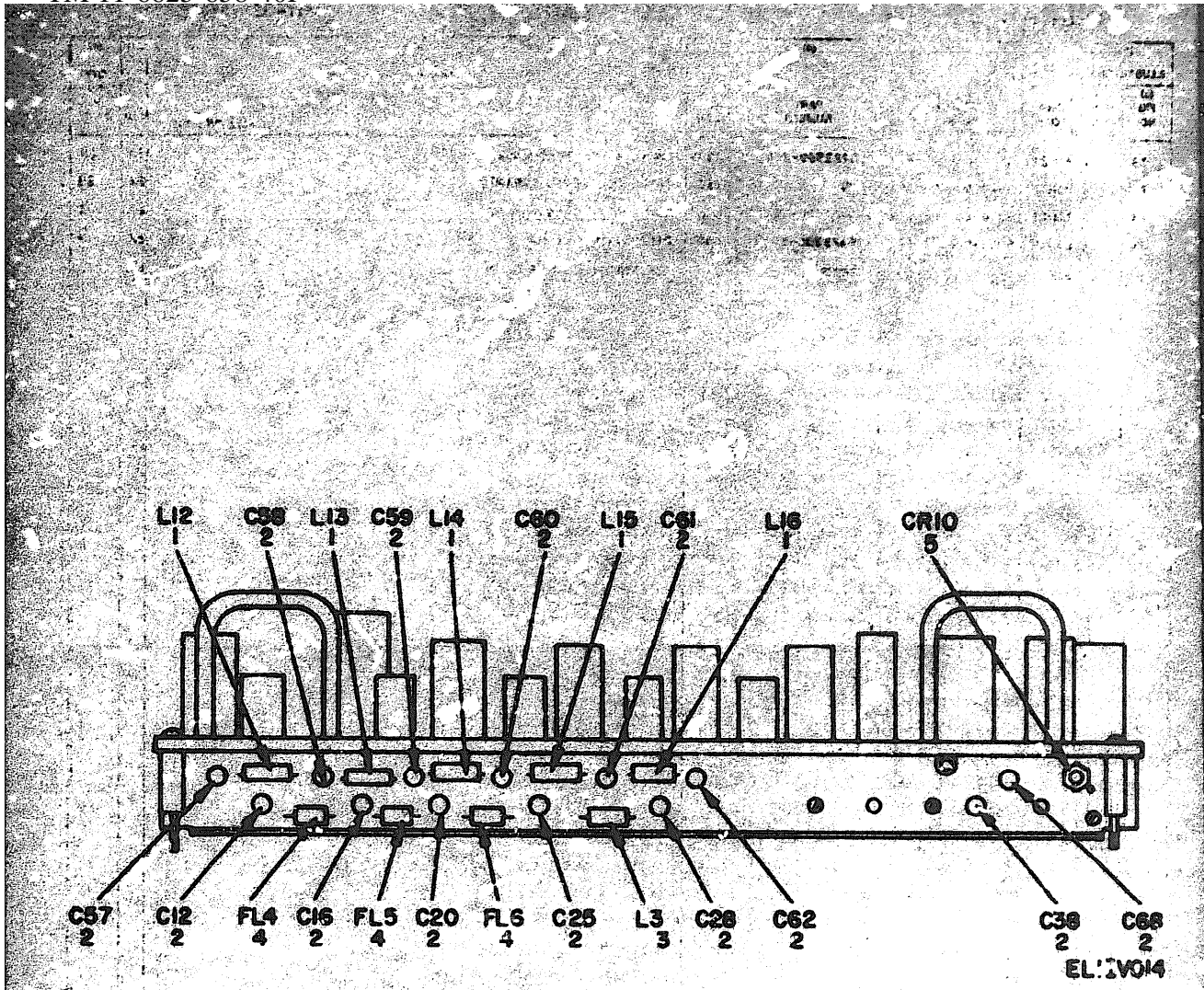


Figure 13. Receiver Assembly, Second Intermediate Frequency (3A4), Side View.

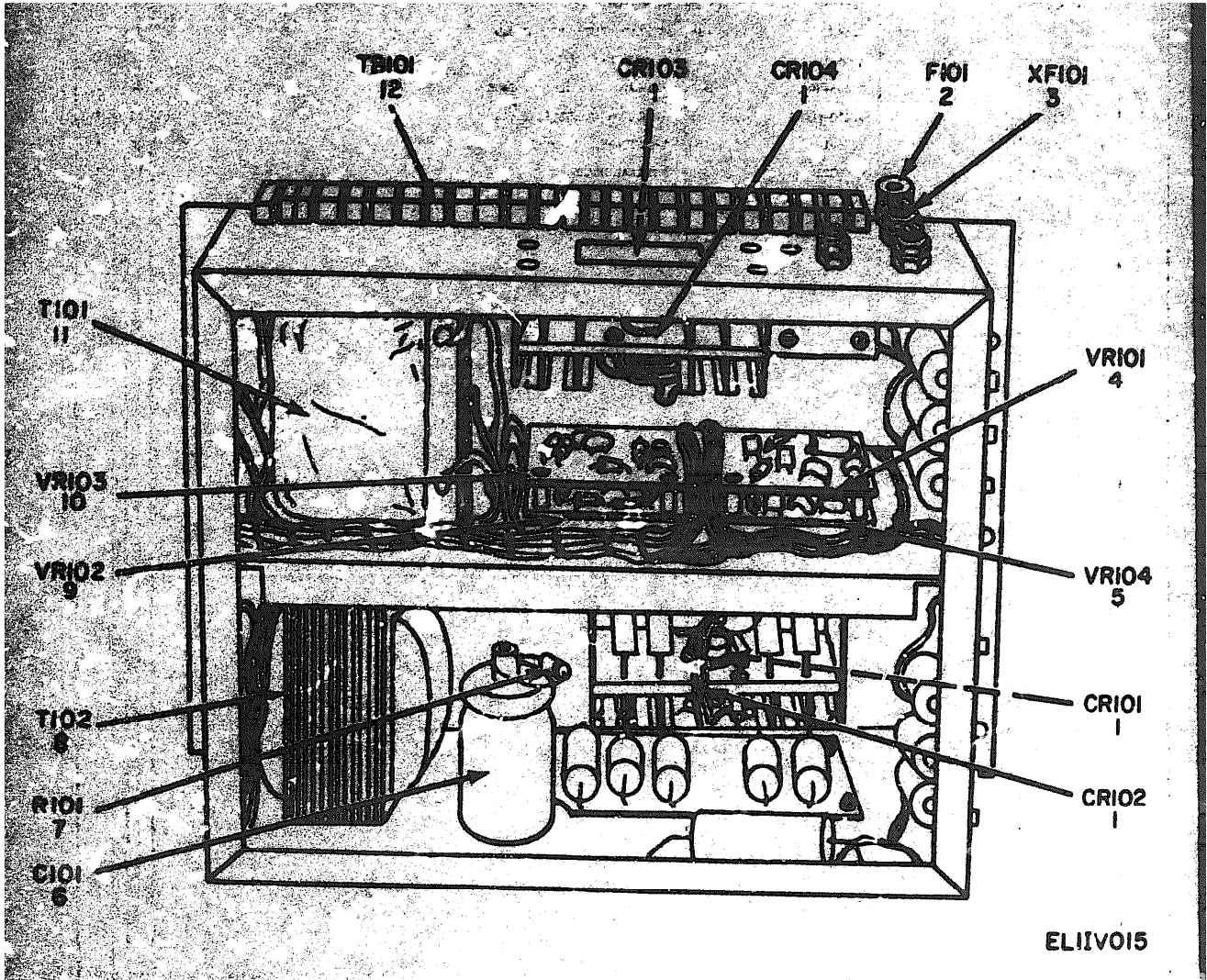
SECTION II

TM 11-6625-658-40P

(2)

NATIONAL
STOCK
NUMBER

1	2	3	4	5	6	7	8	9	10
SYMBOL	DESCRIPTION	NATIONAL STOCK NUMBER	UNIT	PRICE	QUANTITY	AMOUNT	TAXES	NET AMOUNT	REMARKS
10	1	5950-00-564-8227	0000	0000	0000	0000	0000	0000	0000
10	2	5950-00-685-5434	0000	0000	0000	0000	0000	0000	0000
10	3	5950-00-425-3202	0000	0000	0000	0000	0000	0000	0000
10	4	5915-00-485-7742	0000	0000	0000	0000	0000	0000	0000
10	5	5961-00-955-7249	0000	0000	0000	0000	0000	0000	0000



SECTION

TM 11-6625-658-40P

(2)

NATIONAL STOCK NUMBER

QTY	UNIT	DESCRIPTION
14	1	RESISTOR
14	2	RESISTOR
14	3	RESISTOR
14	4	RESISTOR
14	5	RESISTOR
14	6	RESISTOR
14	7	RESISTOR
14	8	RESISTOR
14	9	RESISTOR
14	10	RESISTOR
14	11	RESISTOR
14	12	RESISTOR

5951-00-762-2852
5920-00-596-5947
5928-00-939-4637

QTY	UNIT	DESCRIPTION	USABLE BY CODE
GROUP 0800 PARTS LIST (125)			
	21045	SEMICONDUCTOR DEVICE, DIODE	EA 4
	71400	FUSE, CARTRIDGE	EA 1
	71400	FUSE, CARTRIDGE	EA 1
	11920	REGULATOR ASSEMBLY, VOLTAGE	EA 1
	11920	REGULATOR ASSEMBLY, VOLTAGE	EA 1
	00656	CAPACITOR, FILM, ELECTROLYTIC	EA 1
	44622	RESISTOR, FILM, WIRE WOUND	EA 1
	11920	TRANSFORMER, POWER	EA 1
	11920	REGULATOR ASSEMBLY, VOLTAGE	EA 1
	11920	REGULATOR ASSEMBLY, VOLTAGE	EA 1
	11920	TRANSFORMER, FILAMENT	EA 1
	79382	TERMINAL BOARD	EA 1

REF. DES.	ITEM NO.	REF. DES.	ITEM NO.	REF. DES.	ITEM NO.
C1A	1	CR7	7	R3	11
C5	1	CR8	7	R5	13
C6	2	CR9	7	R7	14
C7	2	Q1	8	R9	15
C8	3	Q2	8	R10A	16
CR1	4	Q3	8	R13	17
CR2	4	Q4	8	R14	17
CR3	4	Q5	9	R15	18
CR4	4	Q6A	10	R18	19
CR5	5	R1	11	R21	20
CR6	6	R2	12	R22	21

NOTE: FOR COMPLETE REFERENCE DESIGNATION
PREFIX WITH 3A5VR101.

ELIIVO16

Figure 15. Power supply (3A5), Voltage Regulator VR101,
Items Listed Not Illustrated.

REF. DES.	ITEM NO.	REF. DES.	ITEM NO.	REF. DES.	ITEM NO.
C5	1	CR106	8	R7	14
C6	2	Q1	9	R9	15
C7	2	Q2	9	W/A	16
C8	3	Q3	9	R13	17
CR5	4	Q4	9	R14	17
CR6	5	Q6A	10	R15	18
CR7	6	Q1	11	R16	19
CR8		R2	12	R21	20
CR9		R3	11	R30	21
CR106	7	R5	13		

NOTE: FOR COMPLETE REFERENCE
 DESIGNATION PREFIX WITH 3A5VR102 ELITVO17

Figure 16. Power Supply (3A5), Voltage Regulator VR102,
 Items Listed But Not Illustrated

SECTION II

(2)

NATIONAL STOCK NUMBER

CLASSIFICATION			NATIONAL STOCK NUMBER	PART NUMBER	DESCRIPTION	USABLE IN CODE	QTY	QTY USE IN UNIT
GROUP	ITEM	CODE						
15	1	PAPER	5910-00-085-1605	181150	00105	CARTRIDGE, PAPER, REMINGTON	EA	2
15	2	PAPER	5910-00-649-4490	181150	00105	CARTRIDGE, PAPER, REMINGTON	EA	2
15	3	PAPER	5910-00-583-0051	181150	14660	CARTRIDGE, PAPER, REMINGTON	EA	2
15	4	PAPER	5961-00-540-7909	181150	21045	CARTRIDGE, PAPER, REMINGTON	EA	4
15	5	PAPER		181150	04713	CARTRIDGE, PAPER, REMINGTON	EA	1
15	6	PAPER	5961-00-058-2502	181150	04713	CARTRIDGE, PAPER, REMINGTON	EA	1
15		PAPER	5961-00-762-2624	181150	22045	CARTRIDGE, PAPER, REMINGTON	EA	3
15	8	PAPER	5961-00-437-4597	20060	19715	TRANSFORMER	EA	4
15	9	PAPER	5961-00-241-3554	20060	04713	TRANSFORMER	EA	1
15	10	PAPER		40013	00092	TRANSFORMER	EA	1
15	11	PAPER		4432	44695	RESISTOR, FILM, VALUE 100K	EA	2
15	12	PAPER	5905-00-279-1757	1820F150K	01349	RESISTOR, FILM, COMPOSITION	EA	1
15	13	PAPER	5905-00-192-0649	1820F200K	01349	RESISTOR, FILM, COMPOSITION	EA	1
15	14	PAPER	5905-00-052-7410	4420	44695	RESISTOR, FILM, VALUE 100K	EA	1
15	15	PAPER	5905-00-195-4806	1820F100K	01349	RESISTOR, FILM, COMPOSITION	EA	1
15	16	PAPER		1820F100K	01349	RESISTOR, FILM, COMPOSITION	EA	1
15	17	PAPER	5905-00-185-8510	1820F100K	01349	RESISTOR, FILM, COMPOSITION	EA	2
15	18	PAPER	5905-00-195-4500	1820F500K	01349	RESISTOR, FILM, COMPOSITION	EA	1
15	19	PAPER	5905-00-279-2019	1820F512K	01349	RESISTOR, FILM, COMPOSITION	EA	1
15	20	PAPER	5905-00-279-2636	1820F150K	01349	RESISTOR, FILM, COMPOSITION	EA	1
15	21	PAPER	5905-00-171-1999	1820F021K	01349	RESISTOR, FILM, COMPOSITION	EA	1

SECTION II

TM 11-6625-658-40P

(2)

NATIONAL STOCK NUMBER			PART NUMBER	FORM	DESCRIPTION	USABLE ON CODE	QTY	UNIT
NSN	UNIT	CODE						
5910-00-649-4490	1	PAPER	00654	00654	CAPACITOR, FILM, MICA, RECT		EA	1
5910-00-082-0091	2	PAPER	00654	00654	CAPACITOR, FILM, MICA, RECT		EA	2
	3	PAPER	14455	14455	CAPACITOR, FILM, PLASTIC		EA	1
	4	PAPER	04713	04713	SEMICONDUCTOR DEVICE, DIODE		EA	1
	5	PAPER	04713	04713	SEMICONDUCTOR DEVICE, DIODE		EA	1
5961-00-762-2604	6	PAPER	21845	21845	SEMICONDUCTOR DEVICE, DIODE		EA	3
5961-00-763-2602	7	PAPER	21845	21845	SEMICONDUCTOR DEVICE, DIODE		EA	1
	8	PAPER	21845	21845	SEMICONDUCTOR DEVICE, DIODE		EA	1
5981-00-437-6697	9	PAPER	13715	13715	TRANSISTOR		EA	1
	10	PAPER	40313	40313	TRANSISTOR		EA	1
	11	PAPER	44655	44655	RESISTOR, FILM, WIRE WOUND		EA	2
5905-00-279-3496	12	PAPER	81349	81349	RESISTOR, FILM, COMPOSITION		EA	1
5905-00-279-2510	13	PAPER	81349	81349	RESISTOR, FILM, COMPOSITION		EA	1
5905-00-993-4752	14	PAPER	44655	44655	RESISTOR, FILM, WIRE WOUND		EA	1
5905-00-195-6206	15	PAPER	81349	81349	RESISTOR, FILM, COMPOSITION		EA	1
5905-00-810-3546	16	PAPER	81349	81349	RESISTOR, FILM, COMPOSITION		EA	1
5905-00-185-8518	17	PAPER	81349	81349	RESISTOR, FILM, COMPOSITION		EA	2
5905-00-195-6800	18	PAPER	81349	81349	RESISTOR, FILM, COMPOSITION		EA	1
5905-00-853-1071	19	PAPER	12697	12697	RESISTOR, VARIABLE, WIRE WOUND		EA	1
5905-00-279-2616	20	PAPER	81349	81349	RESISTOR, FILM, COMPOSITION		EA	1
5905-00-456-5339	21	PAPER	44655	44655	RESISTOR, FILM, WIRE WOUND		EA	1

REF. DES.	ITEM NO.	REF. DES.	ITEM NO.	REF. DES.	ITEM NO.
C1A	1	Q2	9	R14	16
C2	2	Q3	9	R15	17
C3	3	Q4	9	R16	20
C4	4	Q5	10	R18	21
CR1	5	Q6A	11	R20A	22
CR2	5	Q6B	11	R20B	22
CR3	5	R1	12	R20C	22
CR4	5	R2	13	R20D	22
CR5	6	R3	12	R22	23
CR6	7	R5	14	R27	24
CR7	8	R7	15	R30	25
CR10	8	R9	16	R131A	26
CR107	5	R10A	17	R131B	26
Q1	9	R13	18		

NOTE: FOR COMPLETE REFERENCE DESIGNATION
PREFIX WITH 3A5VR103.

ELIIV016

Figure 17. Power Supply (3A5), Voltage Regulator VR103,
Items Listed But Not Illustrated.

SECTION II

TM 11-6625-658-40P

(2)
NATIONAL
STOCK
NUMBER

CLASSIFICATION			NATIONAL STOCK NUMBER	PART NUMBER	PRICE	DESCRIPTION	USABLE ON CODE	MAG	QTY SEC BY UNIT
17	18	19							
17	1	XXXXX		3807173000000	36209	CAPACITOR, FILM, ELECTROLYTIC		EA	1
17	2	XXXXX		F821590	00626	CAPACITOR, FILM, ELECTROLYTIC		EA	1
17	3	PAPER	5910-00-449-4490	F821570	00626	CAPACITOR, FILM, ELECTROLYTIC		EA	1
17	4	PAPER	5910-00-583-0091	U87151	14695	CAPACITOR, FILM, PLASTIC		EA	1
17	5	XXXXX		K070	21845	SEMICONDUCTOR DEVICE, DIODE		EA	5
17	6	XXXXX		10721	04713	SEMICONDUCTOR DEVICE, DIODE		EA	1
17	7	XXXXX		10725	04713	SEMICONDUCTOR DEVICE, DIODE		EA	1
17	8	XXXXX		1067	21845	SEMICONDUCTOR DEVICE, DIODE		EA	2
17	9	PAPER	5961-00-437-6657	20396	13715	TRANSISTOR		EA	4
17	10	PAPER	5961-00-241-3594	20397	04713	TRANSISTOR		EA	1
17	11	PAPER	5961-00-947-9430	20398	18728	TRANSISTOR		EA	2
17	12	PAPER	5905-00-891-2591	4461	44651	RESISTOR, FILM, WIRE WOUND		EA	2
17	13	PAPER	5905-00-279-3495	RC2007751J	81349	RESISTOR, FILM, COMPOSITION		EA	1
17	14	PAPER	5905-00-279-2521	RC2007244J	81349	RESISTOR, FILM, COMPOSITION		EA	1
17	15	PAPER	5905-00-933-4664	4430	44695	RESISTOR, FILM, WIRE WOUND		EA	1
17	16	PAPER	5905-00-195-6506	RC2007102K	81349	RESISTOR, FILM, COMPOSITION		EA	1
17	17	XXXXX		82998256	81349	RESISTOR, FILM, WIRE WOUND		EA	1
17	18	PAPER	5905-00-185-8518	RC2007101K	81349	RESISTOR, FILM, COMPOSITION		EA	2
17	19	PAPER	5905-00-195-6800	RC2007961K	81349	RESISTOR, FILM, COMPOSITION		EA	1
17	20	PAPER	5905-00-855-1071	8243-500	12677	RESISTOR, VARIABLE, WIRE WOUND		EA	1
17	21	PAPER	5905-00-190-8889	RC2007122J	81349	RESISTOR, FILM, COMPOSITION		EA	1
17	22	PAPER	5905-00-125-0297	RC2007182J	81349	RESISTOR, FILM, COMPOSITION		EA	4
17	23	PAPER	5905-00-982-3335	4404	44655	RESISTOR, FILM, WIRE WOUND		EA	1
17	24	PAPER	5905-00-150-8873	RC2007472K	81349	RESISTOR, FILM, COMPOSITION		EA	1
17	25	XXXXX		4334	44655	RESISTOR, FILM, WIRE WOUND		EA	1
17	26	PAPER	5905-00-336-9439	4439	44695	RESISTOR, FILM, WIRE WOUND		EA	2

REF. DES.	ITEM NO.	REF. DES.	ITEM NO.	REF. DES.	ITEM NO.	REF. DES.	ITEM NO.
C1A	1	CR5	5	Q5	10	R14	18
C1B	1	CR6	6	Q6A	11	R15	19
C5	1	CR7	7	R1	12	R16	20
C6	2	CR8	7	R2	13	R18	21
C7	2	CR9	7	R3	12	R21	22
C8	3	CR105	8	R5B	14	R22	23
CR1	4	Q1	9	R7	15	R27	24
CR2	4	Q2	9	R9	16	R29	25
CR3	4	Q3	9	R10A	17	R129A	26
CR4	4	Q4	9	R13	18	R129B	26

NOTE: FOR COMPLETE REFERENCE DESIGNATION
PREFIX WITH 3A5VR104.

ELIIVO19

Figure 18. Power Supply (3A5), Voltage Regulator VR104,
Item Listed But Not Illustrated.

SECTION II

TM 11-6625-658-40P

ILLUSTRATION		NATIONAL STOCK NUMBER	PART NUMBER	FSC#	DESCRIPTION	USABLE CN CODE	QTY IN UNIT
(a) FIG NO.	(b) ITEM NO.						
18	1	XXXX	FRS1990	00696	CAPACITOR, FIXED, ELECTROLYTIC		EA 3
18	2	XXXX	FRS1270	00696	CAPACITOR, FIXED, ELECTROLYTIC		EA 2
18	3	XXXX	W87161	14699	CAPACITOR, FIXED, PLASTIC		EA 1
18	4	XXXX	RC69	21845	SEMICONDUCTOR DEVICE, DIODE		EA 4
18	5	XXXX	1N751	04713	SEMICONDUCTOR DEVICE, DIODE		EA 1
18	6	XXXX	1N755	04713	SEMICONDUCTOR DEVICE, DIODE		EA 1
18	7	XXXX	1N67	21845	SEMICONDUCTOR DEVICE, DIODE		EA 3
18	8	XXXX	1N70	21845	SEMICONDUCTOR DEVICE, DIODE		EA 1
18	9	XXXX	2N3567	13715	TRANSISTOR		EA 4
18	10	XXXX	2N497	01295	TRANSISTOR		EA 1
18	11	XXXX	40313	49671	TRANSISTOR		EA 1
18	12	XXXX	4454	44655	RESISTOR, FIXED, WIRE WOUND		EA 2
18	13	XXXX	RC200F473J	81349	RESISTOR, FIXED, COMPOSITION		EA 1
18	14	XXXX	RC200F224K	81349	RESISTOR, FIXED, COMPOSITION		EA 1
18	15	XXXX	4415	44655	RESISTOR, FIXED, WIRE WOUND		EA 1
18	16	XXXX	RC200F102K	81349	RESISTOR, FIXED, COMPOSITION		EA 1
18	17	XXXX	RC200F1R2J	81349	RESISTOR, FIXED, COMPOSITION		EA 1
18	18	XXXX	RC200F103K	81349	RESISTOR, FIXED, COMPOSITION		EA 2
18	19	XXXX	RC200F561K	81349	RESISTOR, FIXED, COMPOSITION		EA 1
18	20	XXXX	AAJ-500	12697	RESISTOR, VARIABLE, WIRE WOUND		EA 1
18	21	XXXX	RC200F512J	81349	RESISTOR, FIXED, COMPOSITION		EA 1
18	22	XXXX	RC200F153K	81349	RESISTOR, FIXED, COMPOSITION		EA 1
18	23	XXXX	RC200F821J	81349	RESISTOR, FIXED, COMPOSITION		EA 1
18	24	XXXX	RC200F104K	81349	RESISTOR, FIXED, COMPOSITION		EA 1
18	25	XXXX	RC200F621J	81349	RESISTOR, FIXED, COMPOSITION		EA 1
18	26	XXXX	4437	44655	RESISTOR, FIXED, WIRE WOUND		EA 2

SECTION IV

NATIONAL STOCK NUMBER AND PART NUMBER INDEX
 NOTE: LATEST NATIONAL STOCK NUMBER AND PART NUMBER ASSIGNMENTS ARE INCLUDED AT END OF INDEX

TM 11-6625-658-40P

STOCK NUMBER	FIGURE NO.	FIGURE NO.	STOCK NUMBER	FIGURE NO.	ITEM NO.
5950-00-034-8947	4	4	5905-00-256-0410	9	32
5905-00-052-3872	10	10	5905-00-254-0410	10	7
5905-00-040-8411	11	10	5935-00-269-0516	6	13
5950-00-041-209	11	10	5935-00-260-0516	10	8
5950-00-061-2094	11	10	5935-00-260-0516	11	26
5950-00-561-2035	11	10	5905-00-279-1752	11	38
5905-00-861-2415	11	10	5905-00-279-1065	9	4
5905-00-061-2434	6	17	5905-00-279-25004	9	3
5935-00-981-2450	10	18	5905-00-279-2511	9	61
5935-00-861-2450	11	18	5905-00-279-2512	11	64
5910-00-061-3245	11	18	5905-00-279-2671	11	63
5905-00-061-3253	11	18	5905-00-279-2675	9	6
5950-00-061-7007	10	17	5905-00-279-3494	11	68
5950-00-061-4098	10	23	5905-00-279-3506	11	67
5950-00-061-7007	10	24	5905-00-279-3521	11	26
5950-00-061-7010	10	25	5920-00-284-6787	3	10
5950-00-061-7011	10	29	6105-00-358-9789	8	2
5950-00-061-7012	10	6	5820-00-689-8198	2	4
5905-00-0602-6662	6	12			
5955-00-063-5789	8	24	5940-00-542-7004	8	14
5820-00-064-8072	8	13	5960-00-543-0219	8	21
5950-00-064-8122	9	17	5905-00-552-5476	3	3
5950-00-064-8127	11	13	5905-00-552-5490	9	26
5950-00-064-0127	13	1	6825-00-555-2945	3	18
5910-00-068-1332	10	25	5961-00-556-2091	12	15
5910-00-068-1332	11	69	5920-00-554-9047	14	2
			5905-00-577-0436	9	27
5910-00-080-2490	8	6	5960-00-577-3078	4	6
5910-00-080-2490	9	1	5905-00-577-6669	11	25
5910-00-080-2490	11	42	5910-00-578-1085	5	21
5910-00-080-2490	13	2	5910-00-578-1623	12	5
5950-00-080-2508	8	22	5935-00-578-3459	3	17
5950-00-080-2509	8	19	5910-00-578-8483	9	34
5950-00-080-2510	8	11	5910-00-615-9105	11	31
5950-00-080-2511	8	20	5905-00-643-5636	3	14
5950-00-080-2512	8	23	5935-00-648-3297	3	11
5950-00-0880-2512	8	16	5935-00-648-3298	10	10
5950-00-080-2513	8	4	5938-00-655-1575	3	6
5950-00-080-2514	8	7	5935-00-665-5718	8	2
5950-00-080-2514	5	5	5935-00-665-5710	11	6
5950-00-080-2517	8	18	6625-00-668-9285	3	1
5950-00-080-7945	4	5	5915-00-681-7747	11	27
5935-00-061-4570	8	1	5915-00-681-7747	12	27
5935-00-081-4578	10	27	5915-00-681-7747	13	4
5935-00-081-4578	11	35	5916-00-681-9337	10	13
5950-00-086-7977	4	16	6240-00-682-3411	3	2
6210-00-080-4515	3	7	5935-00-683-7648	8	25
5910-00-089-3496	8	3	5905-00-483-7649	4	9
5905-00-114-5420	9	21	5935-00-683-7649	8	12
5905-00-171-1998	9	16	5935-00-683-7649	11	31
5905-00-171-2005	5	7	5935-00-683-7657	11	61
5905-00-171-2005	9	33	5985-00-687-2204	11	7
5905-00-185-6966	12	24	5935-00-687-2206	5	29
5905-00-185-6966	9	11	5935-00-687-2208	9	42
5905-00-105-6964	6	20	5950-00-489-3280	10	19
5905-00-105-6966	9	13	5950-00-688-3260	12	6
5905-00-186-3008	6	3	5950-00-688-3200	13	3
5905-00-186-1808	10	34	5910-00-690-9491	11	33
5960-00-168-6504	4	8	5910-00-702-5604	12	13
5905-00-190-8876	4	15	5905-00-726-1345	12	12
5905-00-190-8863	10	15	5905-00-726-1266	12	31
5905-00-190-8885	12	19	5905-00-726-1867	11	22
5905-00-192-0390	11	12	5905-00-726-1906	12	9
5905-00-192-8390	12	20	5905-00-727-9769	11	2
5905-00-192-0667	5	8	5905-00-733-1731	12	11
5905-00-192-0467	6	1	5910-00-752-4158	11	45
5905-00-192-0467	11	41	5969-00-752-5892	4	3
5905-00-192-3987	6	2	5969-00-752-5892	8	17
5905-00-195-5914	9	10	5961-00-762-2602	14	1
5905-00-195-5514	10	14	5905-00-762-3667	6	23
5905-00-195-6758	5	27	5905-00-762-3667	11	8
5905-00-195-6758	9	31	5905-00-762-3667	12	4
5905-00-221-5860	6	19	5905-00-764-2101	12	29
5905-00-221-5860	12	2	5905-00-766-0363	6	24
5935-00-222-9820	8	18	5905-00-766-8368	6	5
5935-00-222-9820	10	21	5905-00-766-8369	11	9
5935-00-222-9825	11	4	5905-00-766-8369	12	1
			5905-00-767-2501	6	9
5905-00-254-7067	9	19	5905-00-767-2842	11	23
5905-00-256-8409	8	22	5905-00-767-2842	12	3

SECTION IV

NATIONAL STOCK NUMBER AND PART NUMBER INDEX

TM 11-6625-658-40P

STOCK NUMBER	FIGURE NO.	ITEM NO.	STOCK NUMBER	FIGURE NO.	ITEM NO.
5905-00-767-3204	12	10	5950-00-878-5803	5	26
5905-00-767-3205	11	9	5935-00-476-6470	4	11
5905-00-767-3212	10	10	5910-00-678-9813	9	8
5905-00-767-3229	10	9	5910-00-081-7386	9	38
5905-00-767-3233	11	33	5935-00-882-8055	6	21
5905-00-767-7389	12	30	5905-00-682-0955	11	1
5905-00-770-5417	9	40	5905-00-082-0870	11	49
5905-00-771-2352	11	43	5961-00-082-7249	12	18
5905-00-772-9440	11	28	5905-00-083-8433	6	15
5905-00-775-0637	9	24	5915-00-809-4358	4	14
5905-00-776-5313	11	68	5910-00-889-4378	10	31
5905-00-776-5313	12	10	5910-00-689-4388	10	11
5905-00-779-8376	9	12	5910-00-889-4592	11	16
5905-00-764-2117	12	20	5910-00-889-4392	12	21
5905-00-787-4880	11	66	5915-00-989-4396	11	57
5910-00-789-2924	9	18	5905-00-892-6484	10	30
5935-00-004-2835	10	13	5905-00-892-7176	6	6
5910-00-805-1137	11	47	5905-00-892-8083	8	8
5935-00-808-2605	11	94	5950-00-892-8984	11	14
5910-00-807-4206	4	7	5950-00-092-8105	12	22
5965-00-808-4212	8	23	5905-00-900-0814	6	8
5910-00-010-0704	5	18	5905-00-900-1219	11	32
5910-00-810-0704	9	28	5905-00-900-2089	11	37
5950-00-010-4611	9	2	5905-00-901-9522	11	44
5910-00-013-6620	11	50	6635-00-935-1475	1	1
5910-00-821-7071	5	12	5910-00-936-7405	5	28
5910-00-022-5683	5	2	5935-00-937-2821	4	2
5910-00-822-5683	11	10	5935-00-937-2821	5	1
5910-00-822-5603	12	7	5820-00-939-7480	2	1
5910-00-823-1068	11	52	5905-00-942-9326	9	20
5910-00-823-1140	9	23	5965-00-951-4925	6	16
5910-00-023-1148	11	38	5905-00-951-5751	6	6
5910-00-023-1259	10	5	5670-00-867-3913	2	2
5910-00-023-1299	11	21	5910-00-952-6432	5	4
5910-00-023-1339	11	55	5910-00-954-5496	5	24
5910-00-025-1637	9	19	5910-00-957-8577	9	22
5910-00-826-2720	9	39	5905-00-957-8633	5	9
5905-00-628-4055	4	11	5905-00-985-5466	5	10
5905-00-837-6656	9	7	5905-00-988-0604	6	7
5910-00-638-9421	9	5	5905-00-988-0604	11	34
5910-00-838-9421	10	2	5905-00-988-2314	5	14
5961-00-045-6458	12	23	5905-00-990-4912	6	16
5905-00-057-2445	6	28	5905-00-990-5007	6	13
5910-00-872-0844	7	1	5905-00-993-1358	6	26
5910-00-878-5543	5	14			

PART NUMBER	FSCN	FIG. NO.	ITEM NO.	PART NUMBER	FSCN	FIG. NO.	ITEM NO.
ASCL-4	71400	14	2	CP04A1KC104K3	81349	5	19
CC20M1101G	81350	11	51	CP04A1KC334K	81349	9	39
CC20M1150G	81349	11	53	CP04A1KC473K	81349	5	18
CC21CM120J	81349	11	53	CP04A1KC473K	81349	9	28
CC22M30J	81349	11	20	CP04A1C604K	81349	9	38
CC30M121G	81349	11	50	CP04A1KE333K	81349	5	12
CK04A1KC205K	81349	5	16	CP04A1KC473K	81349	9	39
CK04A1K02M	81349	9	5	CP05A1KB474K3	81349	11	38
CK04A1K02M	81349	10	2	CP05A1KC104K	81349	11	40
CK04A1K021M	81349	9	8	CP05A1KC683K	81349	9	23
CK04A1K471M	81349	10	5	CP05A1KE333K	81349	5	21
CK04A1K471M	81349	11	21	CP11A1KE334K3	81349	4	7
CK04A1K472M	81349	11	52	CR81U55-000KMZ	00136	4	12
CK04A1K03M	81349	5	2	CS13AE100K	81349	6	29
CK04A1K03M	81349	11	10	CV11C450	81350	12	5
CK04A1K03M	81349	12	7	CW93GRM64	80058	1	1
CL35M2R5M3	81349	11	45	DM15C0400	72136	10	31
CL45M070M71	81349	5	13	DM15C060J	84171	10	3
CL45M070M71	81349	12	8	DM15C090J	72136	10	4
CL45M2R5M3	81349	12	25	DM15C100J	72136	8	5
CM02C120K03	81349	5	6	DM15C120J	72136	10	13
CM02C070K03	81349	10	25	DM15E240J	72136	11	29
CM02C070K03	81349	11	69	DM15C330D	72136	10	11
CM02E010603	81349	6	3	DM15E470J	72136	12	13
CM02E130J03	81349	5	20	DM15E960J	72136	11	47
CM02E20J03	81349	5	24	DM15F271J	72136	9	18
CM02E30J03	81349	6	10	DM15F471J3000CHV	72136	9	34
CM02E42J03	81349	5	17	DM15F680J	72136	9	22
CM02E62J03	81349	6	25	DM15F821J3000CHV	72136	9	17
CM02F01J03	81349	5	4	DM15F821J3000CHV	72136	10	20

	FIG. NO.	ITEM NO.	PART NUMBER	FIG. NO.	ITEM NO.
5961-00-021-3358	11	73	5905-00-165-8513	16	11
5950-00-034-4905	11	36	5905-00-185-8318	17	2
5935-00-040-1559	3	4	5905-00-150-8675	17	21
5905-00-002-2492	6	18	5905-00-190-8885	17	13
5905-00-080-2490	6	22	5905-00-192-0649	18	14
5905-00-020-2490	9	29	5905-00-192-0667	15	18
5905-00-083-7410	15	14	5905-00-595-6800	16	18
5920-00-082-2606	15	1	5905-00-195-6800	16	18
5905-00-111-4742	7	2	5905-00-195-6800	17	19
5905-00-111-4744	18	21	5905-00-195-6806	3	3
5910-00-113-5475	6	29	5905-00-195-6806	15	15
5905-00-116-0569	18	23	5905-00-195-6806	16	15
5905-00-125-0987	18	17	5905-00-195-6806	17	16
5905-00-123-0897	17	22	5905-00-195-6606	18	16
5961-00-327-0240	18	10			
5905-00-186-6434	18	18	5901-00-289-4080	9	11
5980-00-141-0591	18	18	5905-00-235-3145	18	26
5905-00-141-0598	18	19	5905-00-240-2752	11	48
5905-00-171-1959	15	21	5905-00-240-2752	12	26
5905-00-185-5510	15	17	5561-00-241-3554	15	9

LATEST STOCK NUMBER ASSIGNMENTS

STOCK NUMBER	FIG. NO.	ITEM NO.	STOCK NUMBER	FIG. NO.	ITEM NO.
5961-00-021-3358	11	73	5905-00-165-8513	16	11
5950-00-034-4905	11	36	5905-00-185-8318	17	2
5935-00-040-1559	3	4	5905-00-150-8675	17	21
5905-00-002-2492	6	18	5905-00-190-8885	17	13
5905-00-080-2490	6	22	5905-00-192-0649	18	14
5905-00-020-2490	9	29	5905-00-192-0667	15	18
5905-00-083-7410	15	14	5905-00-595-6800	16	18
5920-00-082-2606	15	1	5905-00-195-6800	16	18
5905-00-111-4742	7	2	5905-00-195-6800	17	19
5905-00-111-4744	18	21	5905-00-195-6806	3	3
5910-00-113-5475	6	29	5905-00-195-6806	15	15
5905-00-116-0569	18	23	5905-00-195-6806	16	15
5905-00-125-0987	18	17	5905-00-195-6806	17	16
5905-00-123-0897	17	22	5905-00-195-6606	18	16
5961-00-327-0240	18	10			
5905-00-186-6434	18	18	5901-00-289-4080	9	11
5980-00-141-0591	18	18	5905-00-235-3145	18	26
5905-00-141-0598	18	19	5905-00-240-2752	11	48
5905-00-171-1959	15	21	5905-00-240-2752	12	26
5905-00-185-5510	15	17	5561-00-241-3554	15	9

LATEST NATIONAL STOCK NUMBER ASSIGNMENTS

STOCK NUMBER

5961-00-261-3594
 5961-00-252-6018
 5905-00-254-9801
 5905-00-279-2757
 5905-00-279-5761
 5905-00-279-2019
 5905-00-297-3510
 5905-00-279-3521
 5905-00-275-2516
 5905-00-279-2616
 5905-00-279-2616
 5905-00-279-3495
 5905-00-279-3456
 5905-00-595-2004
 5905-00-599-2023
 5905-00-336-9439
 5965-00-351-6102
 5941-00-425-3002
 5935-00-434-8693
 5941-00-237-6697
 5962-00-437-4697
 5961-00-437-6697
 5951-00-457-5697
 5905-00-456-5339
 5955-00-643-3557
 5910-00-645-4490
 5910-00-649-4490
 5910-00-649-4450
 5910-00-649-4450
 5905-00-685-4947
 5910-00-665-5140
 5950-00-686-3230
 5950-00-727-2683
 5961-00-762-2682

FIG.
NO.

17
16
16
15
18
15
16
17
15
16
18
17
16
15
16
17
16
11
11
18
11
15
16
17
18
16
13
17
16
18
11
10
13
9
16

ITEM
NO.

20
22
13
12
25
19
13
14
20
20
22
23
21
25
26
27
7
11
8
9
9
9
21
8
2
2
3
2
21
3
20
22
7

STOCK NUMBER

5961-00-762-2682
 5901-00-452-2984
 5951-00-762-2684
 5905-00-767-3209
 5905-00-519-3545
 5910-00-825-1637
 5901-00-840-7909
 5901-00-821-6625
 5910-00-451-3328
 5905-00-853-3871
 5905-00-853-1071
 5905-00-893-1071
 5905-00-978-5036
 5905-00-892-0061
 5910-00-042-0091
 5910-00-682-0091
 5910-00-282-0091
 5910-00-382-7249
 5910-00-709-4975
 5910-00-809-4975
 5905-00-891-2396
 5910-00-892-8106
 5920-00-892-9311
 5910-00-902-0335
 5905-00-913-2945
 5905-00-936-8716
 5905-00-926-8708
 5905-00-933-4994
 6625-00-935-2609
 6625-00-935-2612
 5920-00-939-4637
 5961-00-947-9430
 5910-00-957-2054
 5905-975-1160
 5905-00-902-3335
 5905-00-993-4752

FIG.
NO.

18
15
16
6
16
11
15
9
10
16
17
18
7
11
15
16
17
13
5
6
17
10
8
18
11
12
17
17
1
1
14
17
6
9
17
16

ITEM
NO.

4
7
6
4
16
40
4
17
20
19
20
20
4
72
3
3
4
3
17
25
12
1
13
5
3
15
17
15
4
3
3
11
10
9
23
14

~~NATIONAL STOCK NUMBER ASSIGNMENTS~~

FIG.
NO.

15

ITEM
NO.

6

SECTION IV.

NATIONAL STOCK NUMBER INDEX
LATEST PART NUMBER ASSIGNMENTS

TM 11-6625-658-40P

PART NUMBER	FORM NO.	FORM NO.	FORM NO.	PART NUMBER	FORM NO.	FORM NO.
12697	12697	12697	20	81349	16	19
12697	12697	12697	19	81349	16	25
12697	12697	12697	20	81349	17	13
00000	1	4	4	81349	15	21
00000	1	3	3	81349	16	23
16770	17	11	11	81349	18	24
21045	15	7	7	81349	17	24
21045	16	6	6	81349	11	79
21045	18	7	7	81348	11	17
21045	19	4	4	81340	17	1
21045	16	9	9	80003	11	26
21045	18	8	8	80003	11	79
21045	16	8	8	14699	15	3
21045	17	8	8	14699	16	3
21045	19	5	5	14699	17	4
02000	11	73	73	14699	18	5
00696	15	2	2	81349	13	5
00696	16	2	2	1N751	04713	5
00696	17	3	3	1N751	04713	4
00696	18	2	2	1N751	04713	6
00696	15	1	1	1N751	04713	5
00696	16	1	1	1N755	04713	6
00696	17	2	2	1N755	04713	5
00696	18	2	2	1N755	04713	7
81349	7	2	2	1N755	04713	6
81349	17	22	22	2N3569	13715	15
81349	18	17	17	2N3569	13715	16
81349	15	16	16	2N3569	13715	17
81349	15	15	15	2N697	13715	16
81349	16	15	15	2N697	04713	15
81349	17	16	16	2N697	04713	17
81349	18	16	16	331175	02779	18
81349	15	17	17	36D37UF300AC6B	00779	1
81349	16	17	17	40313	96889	17
81349	17	18	18	40313	49671	15
81349	18	18	18	4334	49671	18
81349	17	21	21	4398	44655	17
81349	15	12	12	4404	44655	16
81349	15	20	20	4412	44655	17
81349	16	20	20	4414	44655	15
81349	18	22	22	4415	44655	17
81349	15	13	13	4420	44655	15
81349	18	14	14	4423	44655	18
81349	17	14	14	4437	44655	17
81349	16	13	13	4439	44655	15
81349	18	13	13	4454	44655	18
81349	16	16	16	4454	44655	16
81349	15	19	19	4461	44655	18
81349	18	21	21	49671	44655	17
81349	16	12	12	57-40140-1	40313	16
81349	15	18	18	8507215-501	02260	3
81349	16	18	18	8507216-501	49671	7
81349	17	19	19		49671	7



SOMETHING WRONG WITH THIS MANUAL?

THEN... JOT DOWN THE DOPE ABOUT IT ON THIS FORM, TEAR IT OUT, FOLD IT AND DROP IT IN THE MAIL!

FROM (YOUR UNIT'S COMPLETE ADDRESS)

Commander
Stateside Army Depot
ATTN: ARSTA-US
Stateside, N.J. 07703

DATE 10 July 1975

PUBLICATION NUMBER

TM 11-5860-340-12

DATE

23 Jan 75

TITLE

Radar Set AN/SPG-76

BE EXACT... PIN-POINT WHERE IT IS

PAGE NO.	PARA GRAPHS	FIGURE NO.	TABLE NO.
----------	-------------	------------	-----------

2-25 2-28

3-10 3-3

5-6 5-8

F03

IN THIS SPACE TELL WHAT IS WRONG AND WHAT SHOULD BE DONE ABOUT IT.

Recommend that the installat on antenna alignment procedure be changed through to specify a 2° IFF antenna lag rather than 1°.

REASON: Experience has shown that with only a 1° lag, the antenna servo system is too sensitive to wind gusting in excess of 10 knots, and has a tendency to rapidly accelerate and decelerate as it hunts, causing strain to the drive train. Hunting is minimized by adjusting the lag to 2° without degradation of operation.

Item 5, Function column. Change "2 db" to "3db."

REASON: The adjustment procedure for the TRANS POWER FAULT indicator calls for a 3 db (500 watts) adjustment to light the TRANS POWER FAULT indicator.

Add step f.1 to read, "Replace cover plate removed in step e.1, above."

REASON: To replace the cover plate.

Zone C 3. On J1-2, change "+24 VDC to "+5 VDC."

REASON: This is the output line of the 5 VDC power supply. + 24 VDC is the input voltage.

TYPED NAME, GRADE OR TITLE, AND TELEPHONE NUMBER

SSG I. M. DeSpirito 999-1776

SIGN HERE:

SSG I. M. DeSpirito

DA FORM 2028-2 (TEST)

P.S.--IF YOUR UNIT WANTS TO KNOW ABOUT YOUR MANUAL "FIND" MAKE A CARBON COPY OF THIS AND GIVE IT TO YOUR HEADQUARTERS.



SOMETHING WRONG WITH THIS MANUAL?

**THEN... JOT DOWN THE
DOPE ABOUT IT ON THIS
FORM, TEAR IT OUT, FOLD
IT AND DROP IT IN THE
MAIL!**

FROM: (YOUR UNIT'S COMPLETE ADDRESS)

DATE:

PUBLICATION NUMBER:

DATE:

TITLE:

BE EXACT... PIN-POINT WHERE IT IS

**IN THIS SPACE TELL WHAT IS WRONG
AND WHAT SHOULD BE DONE ABOUT IT!**

**PAGE
NO.**

**PARA-
GRAPH**

**FIGURE
NO.**

**TABLE
NO.**

TYPE NAME, GRADE OR TITLE, AND TELEPHONE NUMBER

SIGN HERE:

DA FORM 2028- (TEST)

**P.S.--IF YOUR OUTFIT WANTS TO KNOW ABOUT YOUR MANUAL "FIND," MAKE
A CARBON COPY OF THIS AND GIVE IT TO YOUR HEADQUARTERS.**

FILE IN YOUR
UNIT'S ADDRESS

FOLD BACK

DEPARTMENT OF THE ARMY

POSTAGE AND FEE PAID
DEPARTMENT OF THE ARMY
DOD-314



OFFICIAL BUSINESS
PENALTY FOR PRIVATE USE, \$300

Commander
US Army Electronics Command
ATTN: DBSEL-MA-Q
Fort Monmouth, New Jersey 07703

FOLD BACK

TEAR ALONG DOTTED LINE

REVERSE OF DA FORM 2028-2 (TEST)

15

RECOMMENDED CHANGES TO EQUIPMENT TECHNICAL MANUALS

SOMETHING WRONG WITH THIS MANUAL?



THEN... JOT DOWN THE DOPE ABOUT IT ON THIS FORM, TEAR IT OUT, FOLD IT AND DROP IT IN THE MAIL!

NAME (YOUR UNIT'S COMPLETE ADDRESS)

DATE

TABLE NUMBER

DATE

TITLE

BE EXACT... POINT WHERE IT IS

PAGE NO.	PAGE OR CRACK	FIGURE NO.	TABLE NO.

IN THIS SPACE TELL WHAT IS WRONG AND WHAT SHOULD BE DONE ABOUT IT

TYPE NAME, GRADE OR TITLE, AND TELEPHONE NUMBER

SIGN HERE:

FORM 2028-2 (TEST)
AUG 74

P.S.--IF YOUR OUTFIT WANTS TO KNOW ABOUT YOUR MANUAL "FIND," MAKE A CARBON COPY OF THIS AND GIVE IT TO YOUR HEADQUARTERS.

MAIL TO YOUR
UNIT'S ADDRESS

FOLD BACK

DEPARTMENT OF THE ARMY

POSTAGE AND FEES PAID
DEPARTMENT OF THE ARMY
5-22-64



OFFICIAL DELIVERED
PENALTY FOR PRIVATE USE, \$300

Commander
US Army Electronics Command
ATTN: DSSEL-MA-Q
Fort Monmouth, New Jersey 07703

FOLD BACK

REVERSE OF DA FORM 302-3 (7837)

3-6

RECOMMENDED CHANGES TO EQUIPMENT TECHNICAL MANUALS



SOMETHING WRONG WITH THIS MANUAL?

**THEN... JOT DOWN THE
DOPE ABOUT IT ON THIS
FORM, TEAR IT OUT, FOLD
IT AND DROP IT IN THE
MAIL!**

FORM (YOUR UNIT'S COMPLETE ADDRESS)

DATE

PUBLICATION NUMBER

DATE

TITLE

BE EXACT... PIN-POINT WHERE IT IS

IN THIS SPACE TELL WHAT IS WRONG
AND WHAT SHOULD BE DONE ABOUT IT

PAGE NO.	PARA- GRAPH	FIGURE NO.	TABLE NO.

REG NAME, GRADE OR TITLE, AND TELEPHONE NUMBER

SIGN HERE:

FORM 1 AUG 58 2028-2 (TEST)

P.S.--IF YOUR OUTFIT WANTS TO KNOW ABOUT YOUR MANUAL "FIND," MAKE A CARBON COPY OF THIS AND GIVE IT TO YOUR HEADQUARTERS.

FILL IN YOUR
UNIT'S ADDRESS

FOLD BACK

DEPARTMENT OF THE ARMY

POSTAGE AND FEES PAID
DEPARTMENT OF THE ARMY
DDO-314



OFFICIAL BUSINESS
PENALTY FOR PRIVATE USE, \$300

Commander
US Army Electronics Command
ATTN: DRSEL-MA-Q
Port Monmouth, New Jersey 07703

TEAR ALONG DOTTED LINE

FOLD BACK

REVERSE OF DA FORM 3520-2 (765)

Order of the Secretary of the Army:

BERNARD W. ROGERS
General, United States Army
Chief of Staff

Official:

PAUL T. SMITH
Major General, United States Army
The Adjutant General

DISTRIBUTION:


To be distributed in accordance with DA Form 12-51, Direct/General Support
MP literature requirements for AN/GRM-64.

END

03-20-83

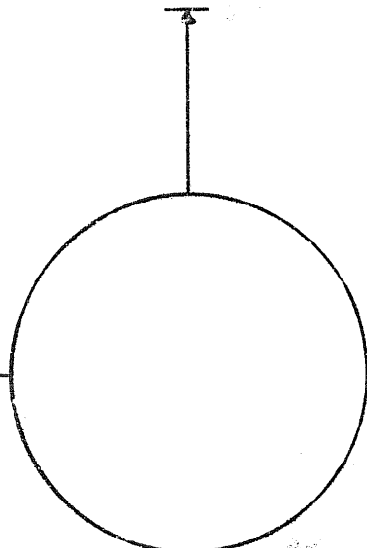

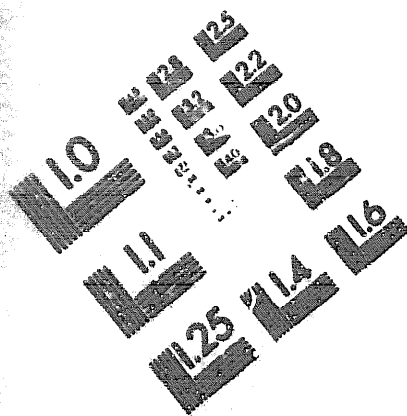
DATE





DEPARTMENT OF THE ARMY

MICROFORM
TEST TARGET



1.0 mm (e= .31 mm)

ABCDEFGHIJKLMN OPQRSTUVWXYZ 1234567890
abcdefghijklmnopqrstuvwxyz %&# 1/2 1/4 —→ + x & @ *

1.5 mm (e= 1.09 mm)

ABCDEFGHIJKLMN OPQRSTUVWXYZ 1234567890
abcdefghijklmnopqrstuvwxyz %&# 1/2 1/4 —→ + x & @ *

2.0 mm (e= 1.37 mm)

ABCDEFGHIJKLMN OPQRSTUVWXYZ
abcdefghijklmnopqrstuvwxyz
1234567890 %&# 1/2 1/4 —→ + x & @ *

2.5 mm (e= 1.77 mm)

ABCDEFGHIJKLMN OPQRSTUVWXYZ
abcdefghijklmnopqrstuvwxyz
1234567890 %&# 1/2 1/4 —→ + x & @ *

1.0 mm (e= .31 mm)

ABCDEFGHIJKLMN OPQRSTUVWXYZ 1234567890
abcdefghijklmnopqrstuvwxyz %&# 1/2 1/4 —→ + x & @ *

1.5 mm (e= 1.09 mm)

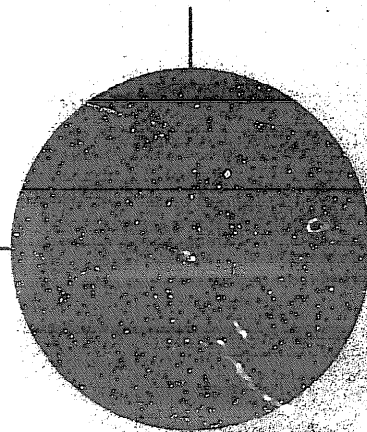

ABCDEFGHIJKLMN OPQRSTUVWXYZ 1234567890
abcdefghijklmnopqrstuvwxyz %&# 1/2 1/4 —→ + x & @ *

2.0 mm (e= 1.37 mm)

ABCDEFGHIJKLMN OPQRSTUVWXYZ
abcdefghijklmnopqrstuvwxyz
1234567890 %&# 1/2 1/4 —→ + x & @ *

2.5 mm (e= 1.77 mm)

ABCDEFGHIJKLMN OPQRSTUVWXYZ
abcdefghijklmnopqrstuvwxyz
1234567890 %&# 1/2 1/4 —→ + x & @ *



250 MM

